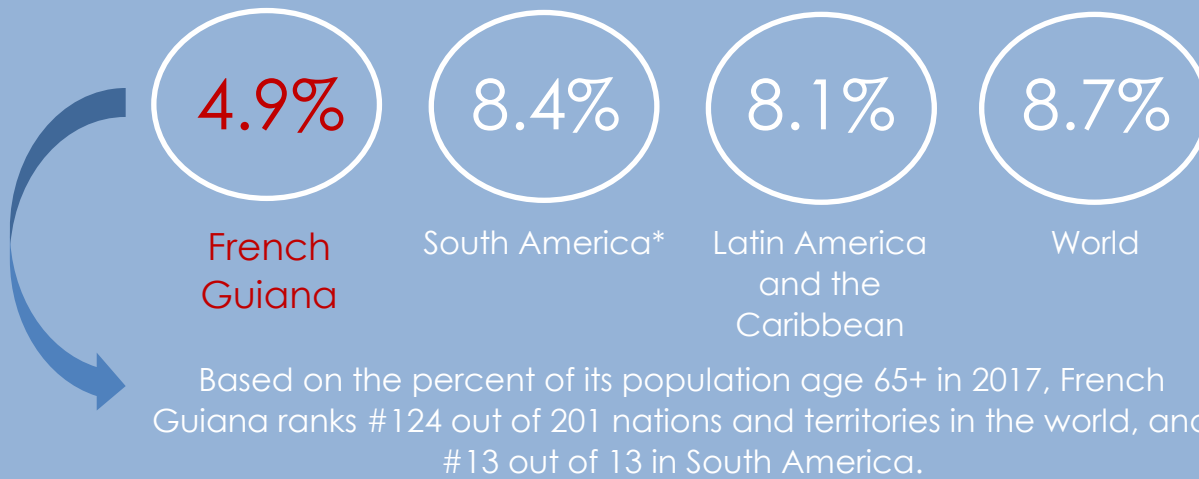
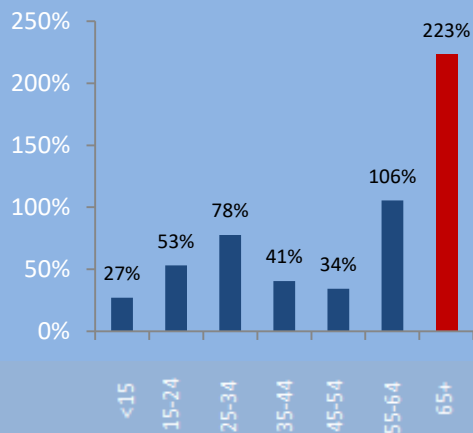


French Guiana

Percent of Population Age 65+, 2017



Sources: United Nations Population Division, World Bank, Baxter Consulting Group calculations

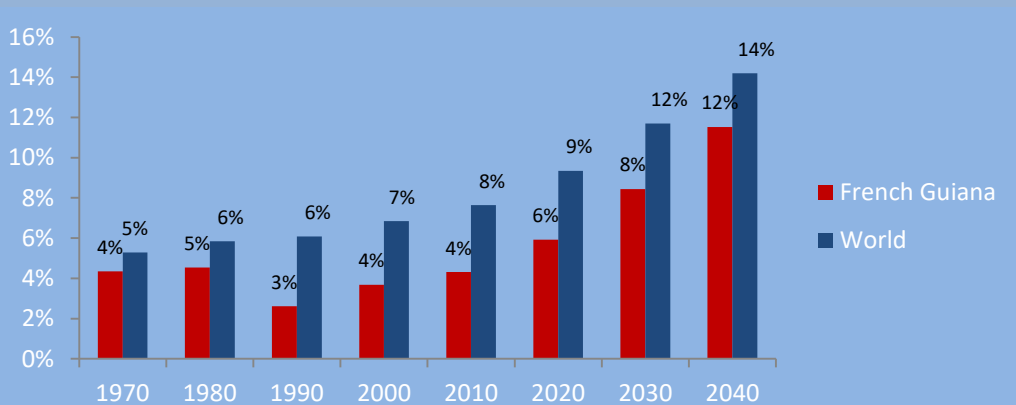


Change in Population by Age: 2015-2035

In French Guiana, the age 65+ population will increase 223% between 2015 and 2035 (compared to an 89% increase globally during this period). Meanwhile its total population will increase by just 48%. For comparison, French Guiana's age 65+ growth rate ranks #10 out of 201 nations and territories in the world, and #1 out of 13 in South America.

Sources: United Nations Population Division, World Bank, Baxter Consulting Group calculations

Percent of Population Age 65+: 1970-2040



Source: United Nations Population Division, World Bank

"Old Age" Dependency Ratio



French Guiana



South America



Latin America and the Caribbean



World

Sources: United Nations Population Division, World Bank, Baxter Consulting Group calculations

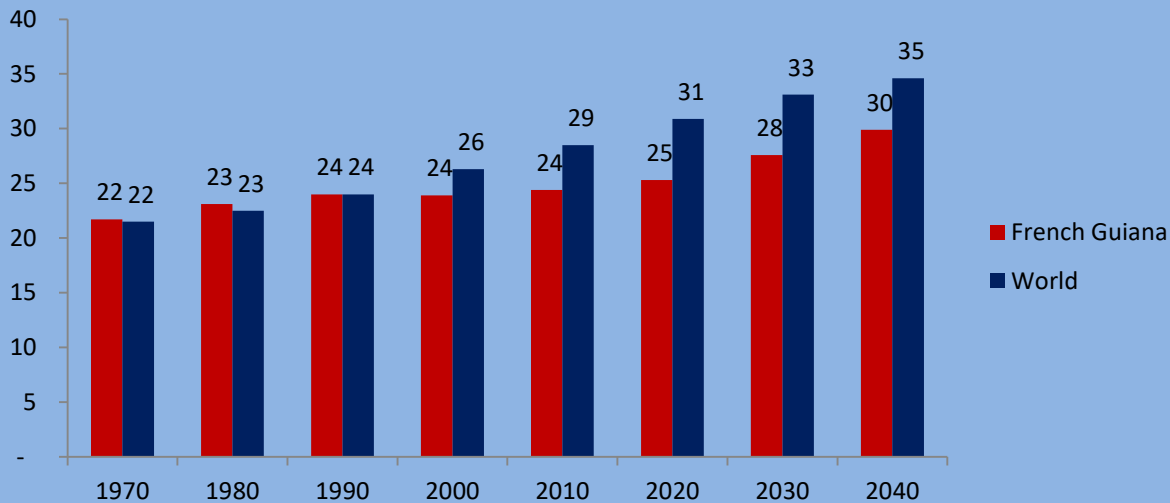
What is a dependency ratio?

An "old age" dependency ratio is the number of people age 65+ per 100 "working age" people age 20-64. It is therefore intended to measure burden on the working population to provide pensions and support for retirees.

How does French Guiana compare?

The old age dependency ratio in French Guiana is 9.2. This means there are 9.2 people age 65+ per 100 people age 20-64. Based on this ratio, French Guiana ranks #118 out of 201 nations and territories in the world, and #13 out of 13 in South America, in terms of pressure on working populations to support retirees.

Median Age: 1970-2040



In 2015, the median age in French Guiana was 24.5. The country ranks #130 out of 201 nations and territories in the world, and #12 out of 13 in South America.

Sources: United Nations Population Division, World Bank, Baxter Consulting Group calculations

Life Expectancy (Age)

At Birth



77.3

83.6

At Age 65



81.7

86.3

Total life expectancy at birth among all men and women born in French Guiana is projected to average 80.3 from 2015-2020, ranking #38 out of 201 nations and territories in the world, and #2 out of 13 in South America.

Sources: United Nations Population Division, World Bank, the CIA World Factbook, Baxter Consulting Group calculations

* South America includes: Argentina, Bolivia (Plurinational State of), Brazil, Chile, Colombia, Ecuador, French Guiana, Guyana, Paraguay, Peru, Suriname, Uruguay, Venezuela (Bolivarian Republic of)

Data Sources: United Nations Population Division, International Labor Organization, OECD, the World Bank, the CIA World Factbook, Baxter Consulting Group Calculations