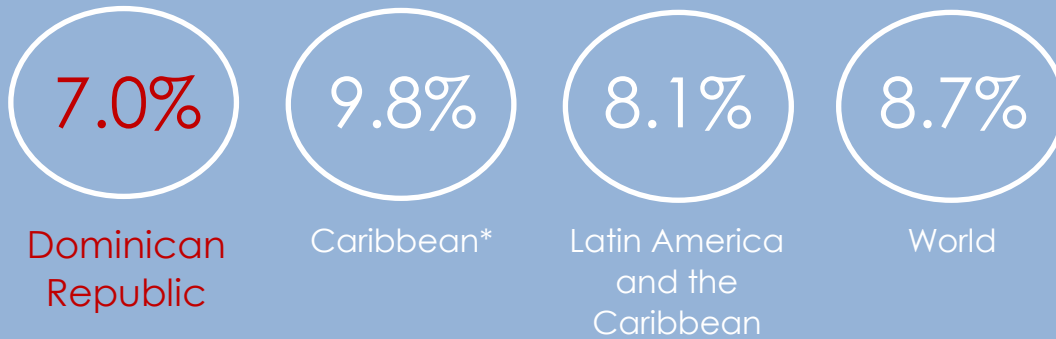


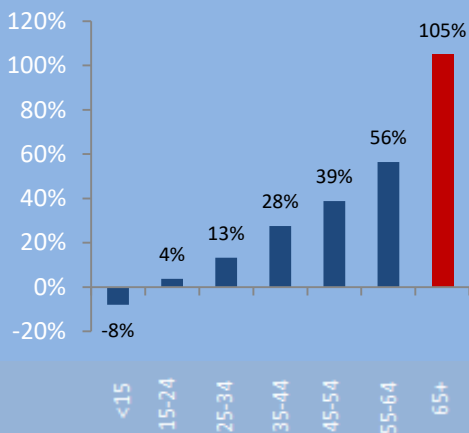
## Dominican Republic

Percent of Population Age 65+, 2017



Based on the percent of its population age 65+ in 2017, Dominican Republic ranks #94 out of 201 nations and territories in the world, and #15 out of 17 in the Caribbean.

Sources: United Nations Population Division, World Bank, Baxter Consulting Group calculations

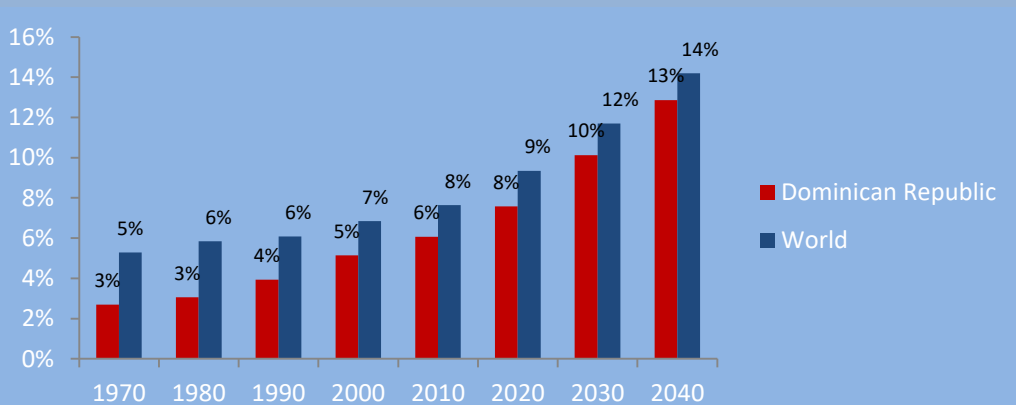


Change in Population by Age: 2015-2035

In Dominican Republic, the age 65+ population will increase 105% between 2015 and 2035 (compared to an 89% increase globally during this period). Meanwhile its total population will increase by just 16%. For comparison, Dominican Republic's age 65+ growth rate ranks #88 out of 201 nations and territories in the world, and #4 out of 17 in the Caribbean.

Sources: United Nations Population Division, World Bank, Baxter Consulting Group calculations

Percent of Population Age 65+: 1970-2040



Source: United Nations Population Division, World Bank

## "Old Age" Dependency Ratio



Dominican Republic



Caribbean



Latin America and the Caribbean



World

Sources: United Nations Population Division, World Bank, Baxter Consulting Group calculations

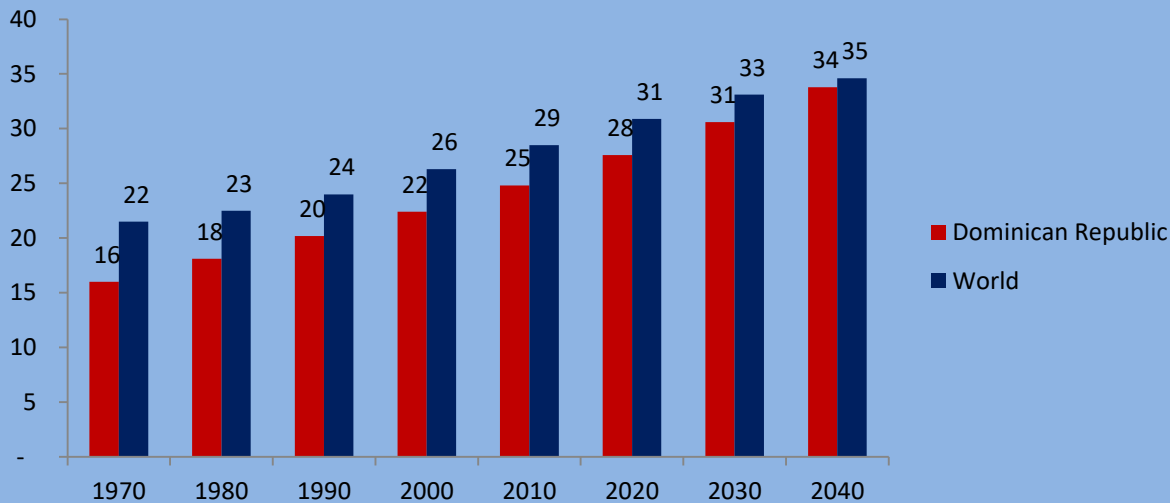
### What is a dependency ratio?

An "old age" dependency ratio is the number of people age 65+ per 100 "working age" people age 20-64. It is therefore intended to measure burden on the working population to provide pensions and support for retirees.

### How does Dominican Republic compare?

The old age dependency ratio in Dominican Republic is 12.3. This means there are 12.3 people age 65+ per 100 people age 20-64. Based on this ratio, Dominican Republic ranks #88 out of 201 nations and territories in the world, and #15 out of 17 in the Caribbean, in terms of pressure on working populations to support retirees.

## Median Age: 1970-2040



In 2015, the median age in Dominican Republic was 26.1. The country ranks #122 out of 201 nations and territories in the world, and #16 out of 17 in the Caribbean.

Sources: United Nations Population Division, World Bank, Baxter Consulting Group calculations

## Life Expectancy (Age)

At Birth



71.1

77.3

At Age 65



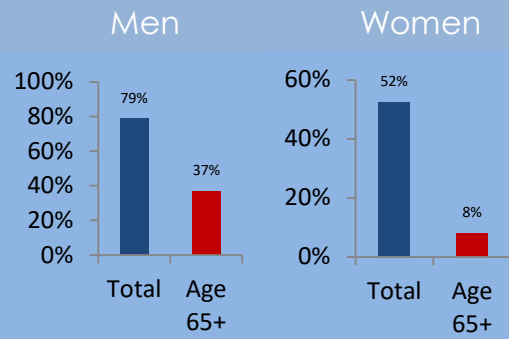
82.4

84.8

Total life expectancy at birth among all men and women born in Dominican Republic is projected to average 74.1 from 2015-2020, ranking #103 out of 201 nations and territories in the world, and #13 out of 17 in the Caribbean.

Sources: United Nations Population Division, World Bank, the CIA World Factbook, Baxter Consulting Group calculations

## Labor Force Participation Rate, 2015



The combined labor force participation rate among men and women age 65+ in Dominican Republic was 21.6% in 2015, ranking #86 out of the 180 nations and territories for which this is measured.

Sources: International Labor Organization, Baxter Consulting Group calculations

\* Caribbean includes: Antigua and Barbuda, Aruba, Bahamas, Barbados, Cuba, Curaçao, Dominican Republic, Grenada, Guadeloupe, Haiti, Jamaica, Martinique, Puerto Rico, Saint Lucia, Saint Vincent and the Grenadines, Trinidad and Tobago, United States Virgin Islands

Data Sources: United Nations Population Division, International Labor Organization, OECD, the World Bank, the CIA World Factbook, Baxter Consulting Group Calculations