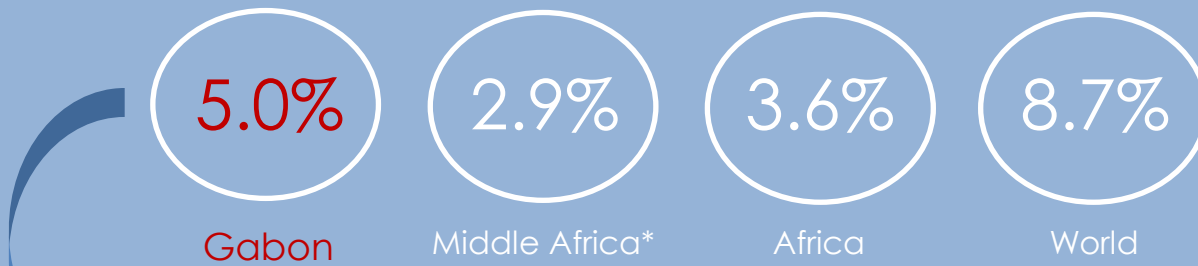


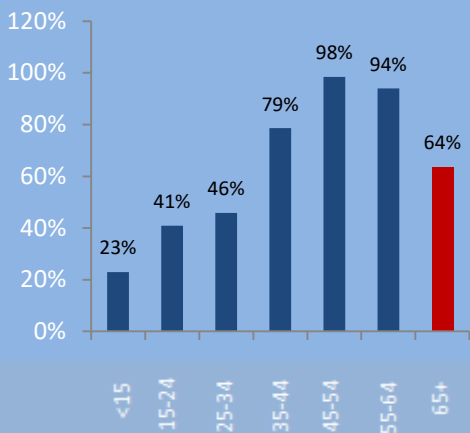
Gabon

Percent of Population Age 65+, 2017



Based on the percent of its population age 65+ in 2017, Gabon ranks #121 out of 201 nations and territories in the world, and #1 out of 9 in Middle Africa.

Sources: United Nations Population Division, World Bank, Baxter Consulting Group calculations

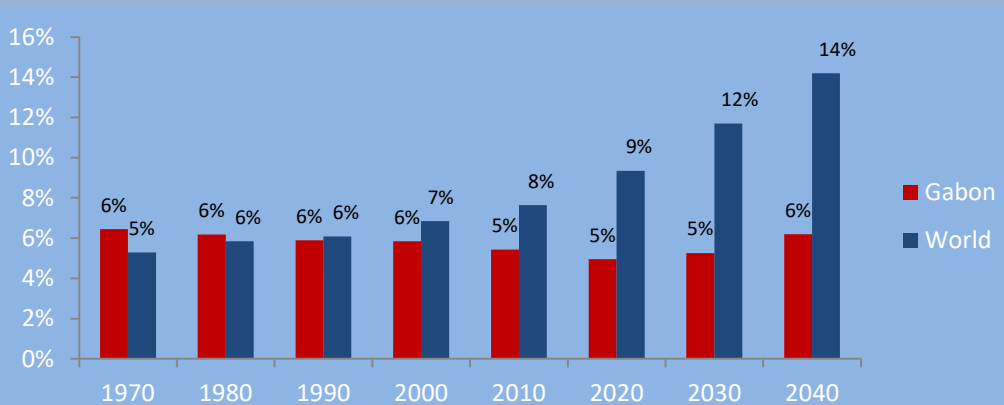


Change in Population by Age: 2015-2035

In Gabon, the age 65+ population will increase 64% between 2015 and 2035 (compared to an 89% increase globally during this period). Meanwhile its total population will increase by just 40%. For comparison, Gabon's age 65+ growth rate ranks #154 out of 201 nations and territories in the world, and #8 out of 9 in Middle Africa.

Sources: United Nations Population Division, World Bank, Baxter Consulting Group calculations

Percent of Population Age 65+: 1970-2040



Source: United Nations Population Division, World Bank

"Old Age" Dependency Ratio



Sources: United Nations Population Division, World Bank, Baxter Consulting Group calculations

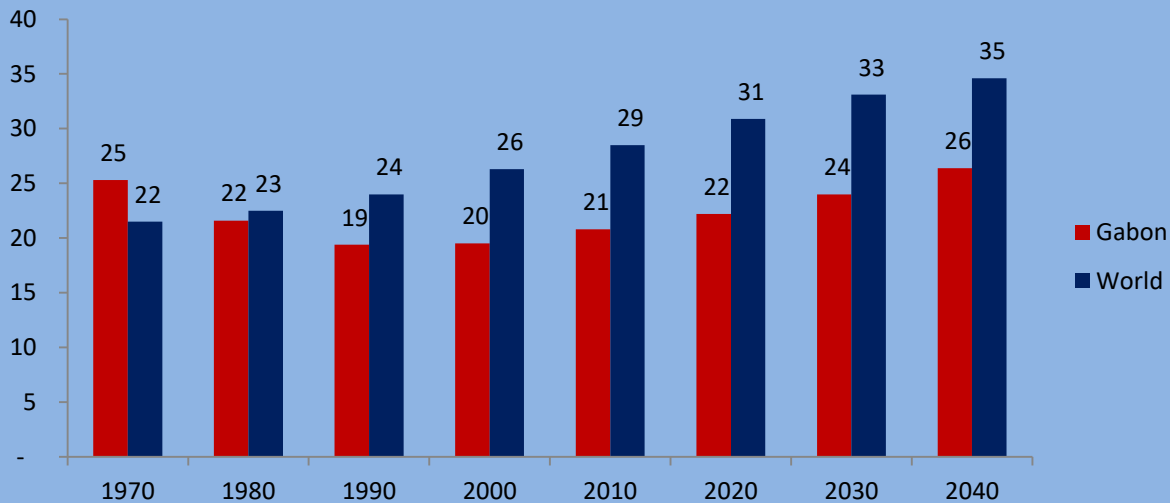
What is a dependency ratio?

An "old age" dependency ratio is the number of people age 65+ per 100 "working age" people age 20-64. It is therefore intended to measure burden on the working population to provide pensions and support for retirees.

How does Gabon compare?

The old age dependency ratio in Gabon is 10.7. This means there are 10.7 people age 65+ per 100 people age 20-64. Based on this ratio, Gabon ranks #105 out of 201 nations and territories in the world, and #1 out of 9 in Middle Africa, in terms of pressure on working populations to support retirees.

Median Age: 1970-2040



In 2015, the median age in Gabon was 21.4. The country ranks #147 out of 201 nations and territories in the world, and #1 out of 9 in Middle Africa.

Sources: United Nations Population Division, World Bank, Baxter Consulting Group calculations

Life Expectancy (Age)

At Birth



65.1

67.0

At Age 65



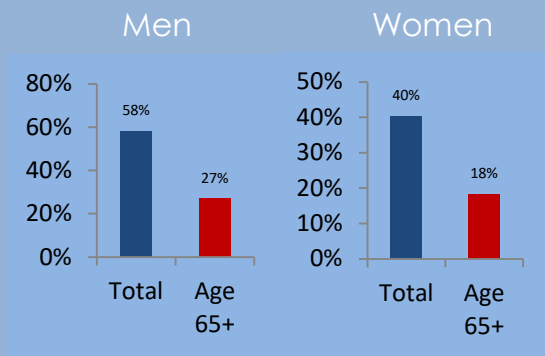
79.4

80.4

Total life expectancy at birth among all men and women born in Gabon is projected to average 66.0 from 2015-2020, ranking #156 out of 201 nations and territories in the world, and #2 out of 9 in Middle Africa.

Sources: United Nations Population Division, World Bank, the CIA World Factbook, Baxter Consulting Group calculations

Labor Force Participation Rate, 2015



The combined labor force participation rate among men and women age 65+ in Gabon was 22.1% in 2015, ranking #84 out of the 180 nations and territories for which this is measured.

Sources: International Labor Organization, Baxter Consulting Group calculations

* Middle Africa includes: Angola, Cameroon, Central African Republic, Chad, Congo, Democratic Republic of the Congo, Equatorial Guinea, Gabon, Sao Tome and Principe

Data Sources: United Nations Population Division, International Labor Organization, OECD, the World Bank, the CIA World Factbook, Baxter Consulting Group Calculations