

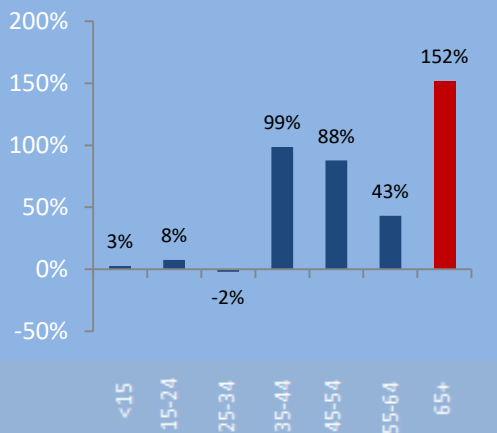
Cambodia

Percent of Population Age 65+, 2017



Based on the percent of its population age 65+ in 2017, Cambodia ranks #133 out of 201 nations and territories in the world, and #10 out of 11 in South-Eastern Asia.

Sources: United Nations Population Division, World Bank, Baxter Consulting Group calculations

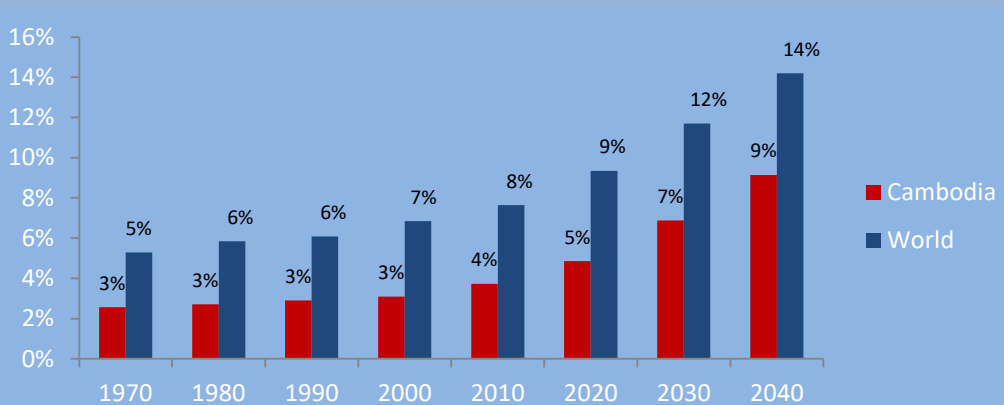


Change in Population by Age: 2015-2035

In Cambodia, the age 65+ population will increase 152% between 2015 and 2035 (compared to an 89% increase globally during this period). Meanwhile its total population will increase by just 24%. For comparison, Cambodia's age 65+ growth rate ranks #24 out of 201 nations and territories in the world, and #3 out of 11 in South-Eastern Asia.

Sources: United Nations Population Division, World Bank, Baxter Consulting Group calculations

Percent of Population Age 65+: 1970-2040



Source: United Nations Population Division, World Bank

"Old Age" Dependency Ratio



Cambodia



South-Eastern
Asia



Asia



World

Sources: United Nations Population Division, World Bank, Baxter Consulting Group calculations

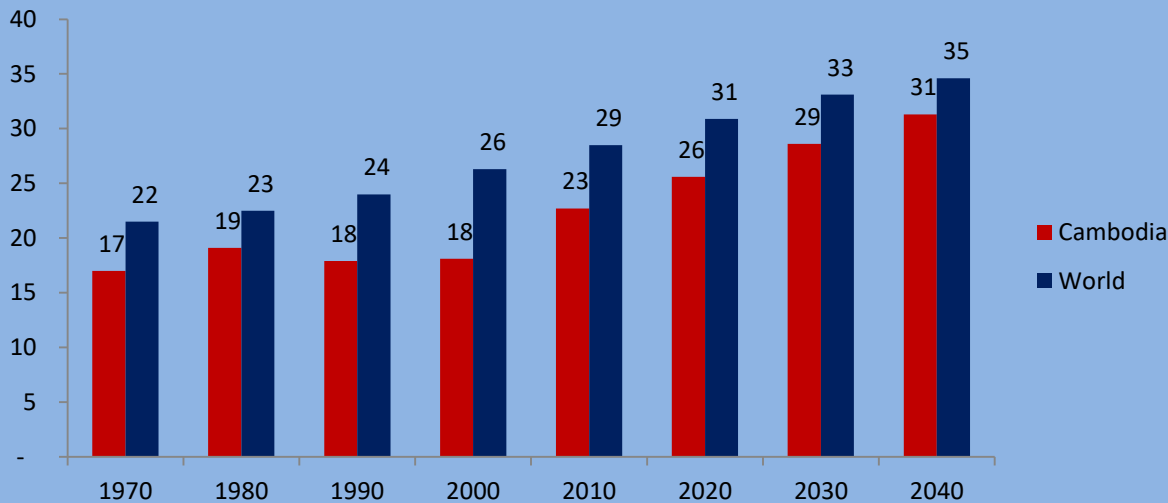
What is a dependency ratio?

An "old age" dependency ratio is the number of people age 65+ per 100 "working age" people age 20-64. It is therefore intended to measure burden on the working population to provide pensions and support for retirees.

How does Cambodia compare?

The old age dependency ratio in Cambodia is 7.6. This means there are 7.6 people age 65+ per 100 people age 20-64. Based on this ratio, Cambodia ranks #144 out of 201 nations and territories in the world, and #9 out of 11 in South-Eastern Asia, in terms of pressure on working populations to support retirees.

Median Age: 1970-2040



In 2015, the median age in Cambodia was 23.9. The country ranks #135 out of 201 nations and territories in the world, and #9 out of 11 in South-Eastern Asia.

Sources: United Nations Population Division, World Bank, Baxter Consulting Group calculations

Life Expectancy (Age)

At Birth



67.7



71.9

At Age 65



78.3

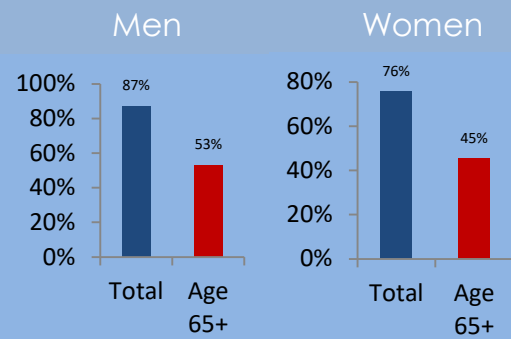


79.7

Total life expectancy at birth among all men and women born in Cambodia is projected to average 69.9 from 2015-2020, ranking #135 out of 201 nations and territories in the world, and #6 out of 11 in South-Eastern Asia.

Sources: United Nations Population Division, World Bank, the CIA World Factbook, Baxter Consulting Group calculations

Labor Force Participation Rate, 2015



The combined labor force participation rate among men and women age 65+ in Cambodia was 48.4% in 2015, ranking #31 out of the 180 nations and territories for which this is measured.

Sources: International Labor Organization, Baxter Consulting Group calculations

* South-Eastern Asia includes: Brunei Darussalam, Cambodia, Indonesia, Lao People's Democratic Republic, Malaysia, Myanmar, Philippines, Singapore, Thailand, Timor-Leste, Viet Nam

Data Sources: United Nations Population Division, International Labor Organization, OECD, the World Bank, the CIA World Factbook, Baxter Consulting Group Calculations