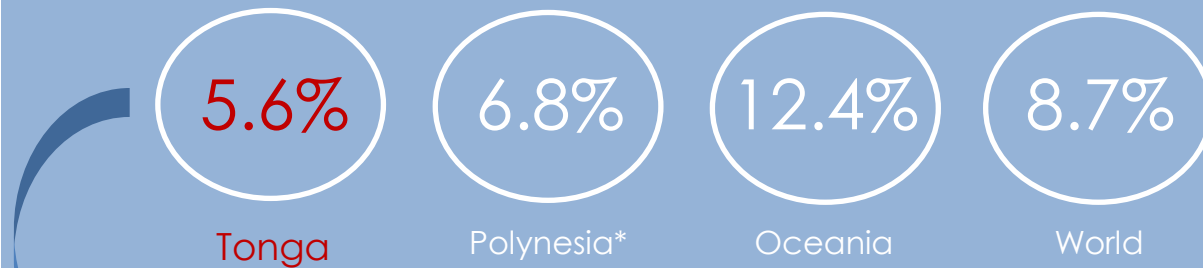


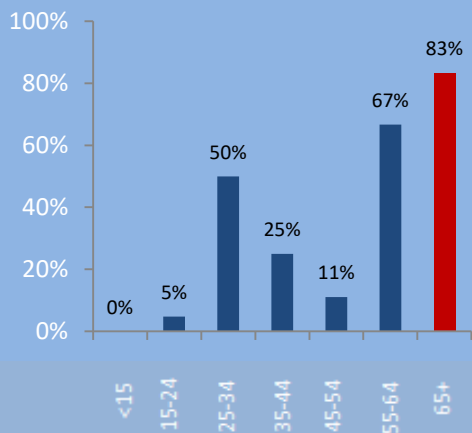
## Tonga

Percent of Population Age 65+, 2017



Based on the percent of its population age 65+ in 2017, Tonga ranks #110 out of 201 nations and territories in the world, and #2 out of 3 in Polynesia.

Sources: United Nations Population Division, World Bank, Baxter Consulting Group calculations

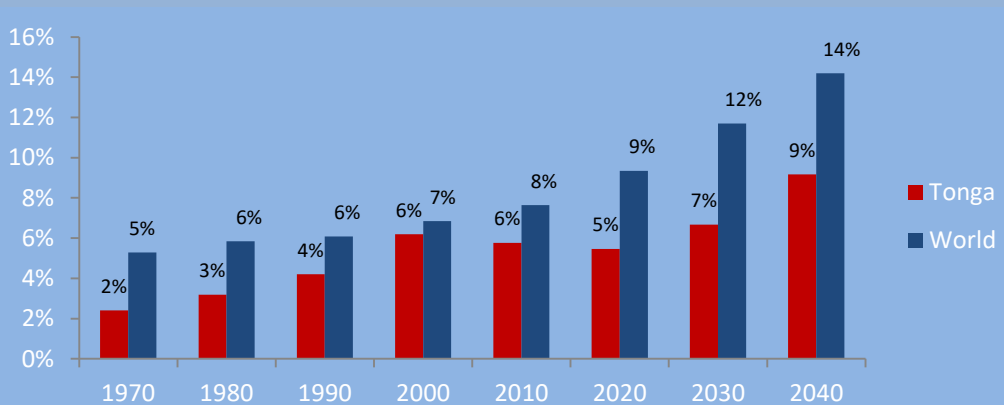


Change in Population by Age: 2015-2035

#N/A

Sources: United Nations Population Division, World Bank, Baxter Consulting Group calculations

Percent of Population Age 65+: 1970-2040



Source: United Nations Population Division, World Bank

## "Old Age" Dependency Ratio



Tonga

Polynesia

Oceania

World

Sources: United Nations Population Division, World Bank, Baxter Consulting Group calculations

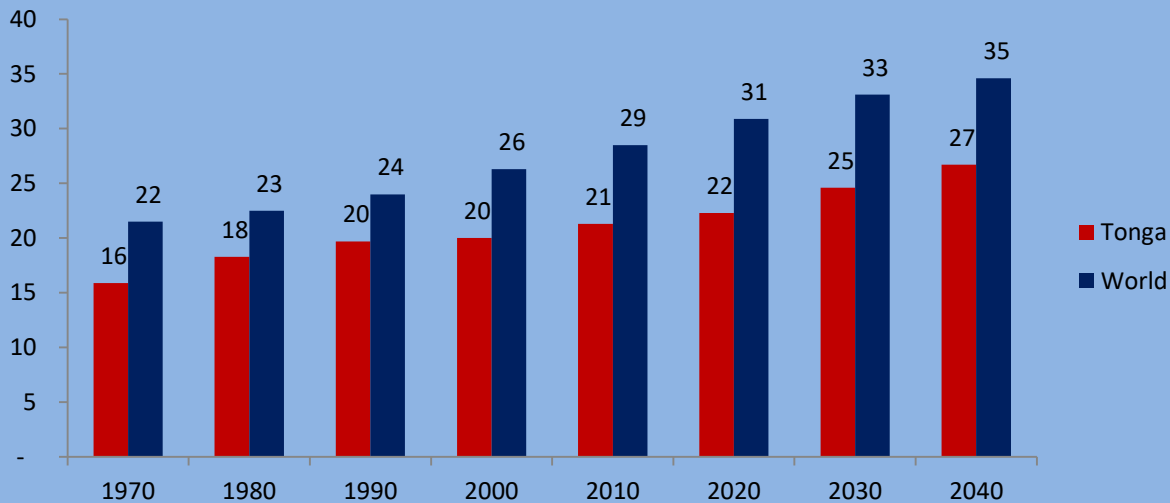
### What is a dependency ratio?

An "old age" dependency ratio is the number of people age 65+ per 100 "working age" people age 20-64. It is therefore intended to measure burden on the working population to provide pensions and support for retirees.

### How does Tonga compare?

The old age dependency ratio in Tonga is 12.6. This means there are 12.6 people age 65+ per 100 people age 20-64. Based on this ratio, Tonga ranks #85 out of 201 nations and territories in the world, and #1 out of 3 in Polynesia, in terms of pressure on working populations to support retirees.

## Median Age: 1970-2040



In 2015, the median age in Tonga was 21.3. The country ranks #148 out of 201 nations and territories in the world, and #2 out of 3 in Polynesia.

Sources: United Nations Population Division, World Bank, Baxter Consulting Group calculations

## Life Expectancy (Age)

At Birth



70.4

76.4

At Age 65



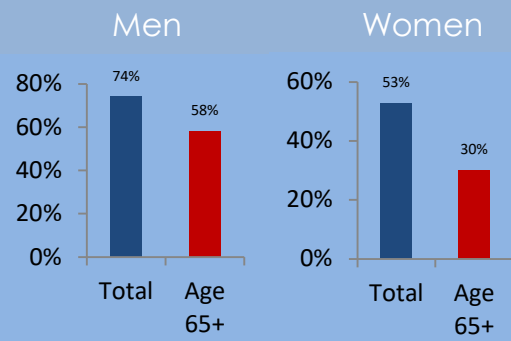
78.3

82.6

Total life expectancy at birth among all men and women born in Tonga is projected to average 73.4 from 2015-2020, ranking #111 out of 201 nations and territories in the world, and #3 out of 3 in Polynesia.

Sources: United Nations Population Division, World Bank, the CIA World Factbook, Baxter Consulting Group calculations

## Labor Force Participation Rate, 2015



The combined labor force participation rate among men and women age 65+ in Tonga was 41.5% in 2015, ranking #39 out of the 180 nations and territories for which this is measured.

Sources: International Labor Organization, Baxter Consulting Group calculations

\* Polynesia includes: French Polynesia, Samoa, Tonga

Data Sources: United Nations Population Division, International Labor Organization, OECD, the World Bank, the CIA World Factbook, Baxter Consulting Group Calculations