
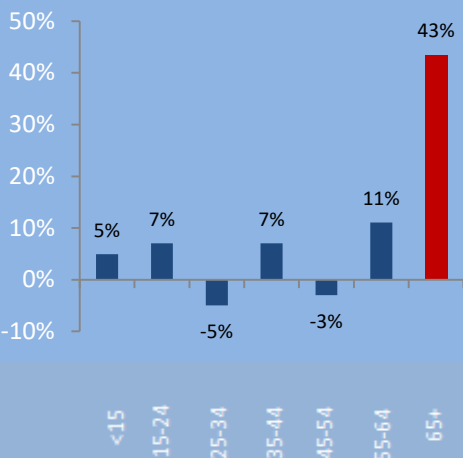


## United Kingdom

### Percent of Population Age 65+



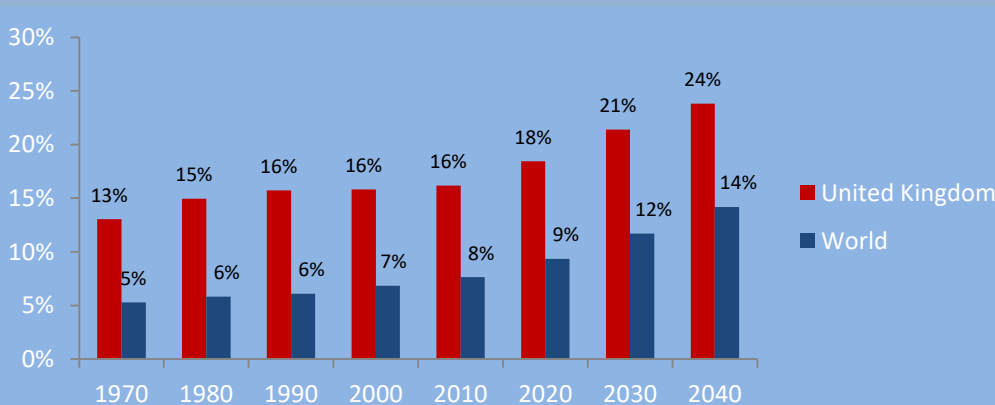
Based on the percent of its population age 65+ in 2017, the UK ranks #27 out of 201 nations in the world, and #7 out of 11 nations in Northern Europe.




### Change in Population by Age: 2015-2035

In the UK, the age 65+ population will increase 43% between 2015 and 2035 (compared to an 89% increase globally during this period). Meanwhile its total population will increase by just 9%. For comparison, the UK's age 65+ growth rate ranks #173 out of 201 nations in the world, and #5 out of 11 nations in Northern Europe.

### Percent of Population Age 65+: 1970-2040



## "Old Age" Dependency Ratio



United Kingdom



Northern Europe



Europe



World

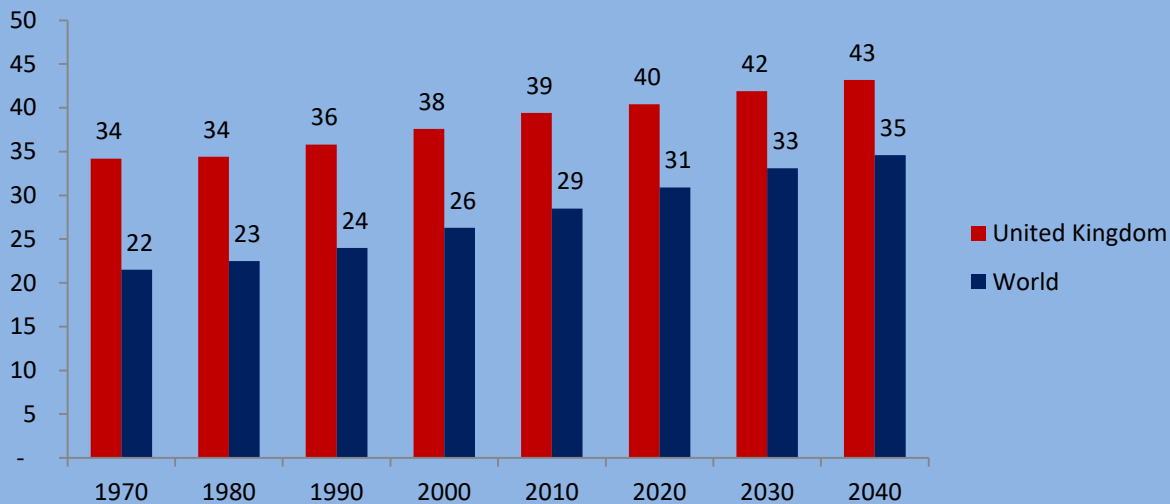
### What is a dependency ratio?

An "old age" dependency ratio is the number of people age 65+ per 100 "working age" people age 20-64. It is therefore intended to measure burden on the working population to provide pensions and support for retirees.

### How does the UK compare?

The old age dependency ratio in the UK is 30. This means there are 30 people age 65+ per 100 people age 20-64. Based on this ratio, United Kingdom ranks #22 out of 201 nations in the world, and #7 out of 11 nations in Northern Europe, in terms of pressure on working populations to support retirees.

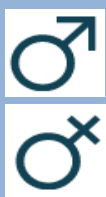
## Median Age: 1970-2040



In 2015, the median age in the UK was 40. The country ranks #37 out of 201 nations in the world, and #8 out of 11 nations in Northern Europe.

## Life Expectancy

At Birth



79

83

At Age 65

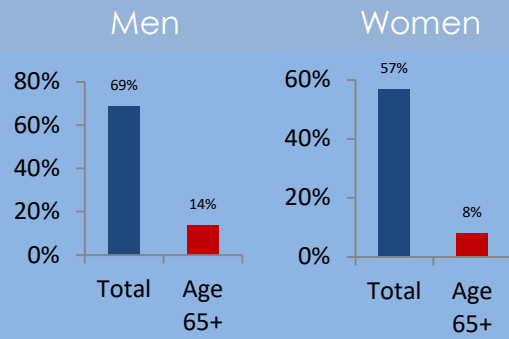


19

21

Total life expectancy at birth among all men and women born in the UK will average 81 between 2015-2020, ranking #29 out of 201 nations in the world, and #6 out of 11 nations in Northern Europe.

## Labor Force Participation Rate



The combined labor force participation rate among men and women age 65+ in the UK is 11%, ranking #131 out of the 180 nations for which this is measured.

## Retirement Age



Age

65

Rank

#9 highest out of 51 OECD members and partners.

62.5

#19 highest out of 51 OECD members and partners.

## Poverty Rate, Age 65+

In the UK the poverty rate among those age 65+ is 13%, ranking #11 highest out of the 35 OECD member and partner countries where this is reported.

\* Northern Europe includes: Channel Islands, Denmark, Estonia, Finland, Iceland, Ireland, Latvia, Lithuania, Norway, Sweden, United Kingdom

Data Sources: United Nations Population Division, International Labor Organization, OECD, the World Bank, Baxter Consulting Group Calculations