


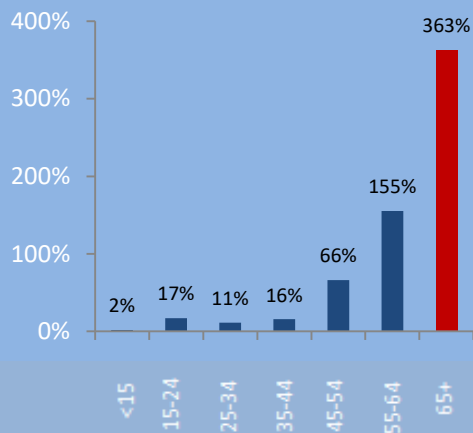
Western Sahara

Percent of Population Age 65+, 2017



Based on the percent of its population age 65+ in 2017, Western Sahara ranks #158 out of 201 nations and territories in the world, and #7 out of 7 in Northern Africa.

Sources: United Nations Population Division, World Bank, Baxter Consulting Group calculations

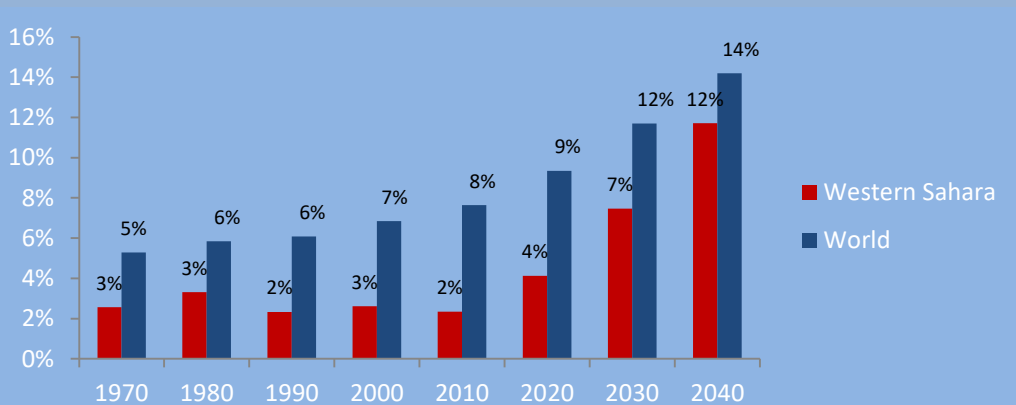


Change in Population by Age: 2015-2035

In Western Sahara, the age 65+ population will increase 363% between 2015 and 2035 (compared to an 89% increase globally during this period). Meanwhile its total population will increase by just 32%. For comparison, Western Sahara's age 65+ growth rate ranks #5 out of 201 nations and territories in the world, and #1 out of 7 in Northern Africa.

Sources: United Nations Population Division, World Bank, Baxter Consulting Group calculations

Percent of Population Age 65+: 1970-2040



Source: United Nations Population Division, World Bank

"Old Age" Dependency Ratio



Western Sahara



Northern Africa



Africa



World

Sources: United Nations Population Division, World Bank, Baxter Consulting Group calculations

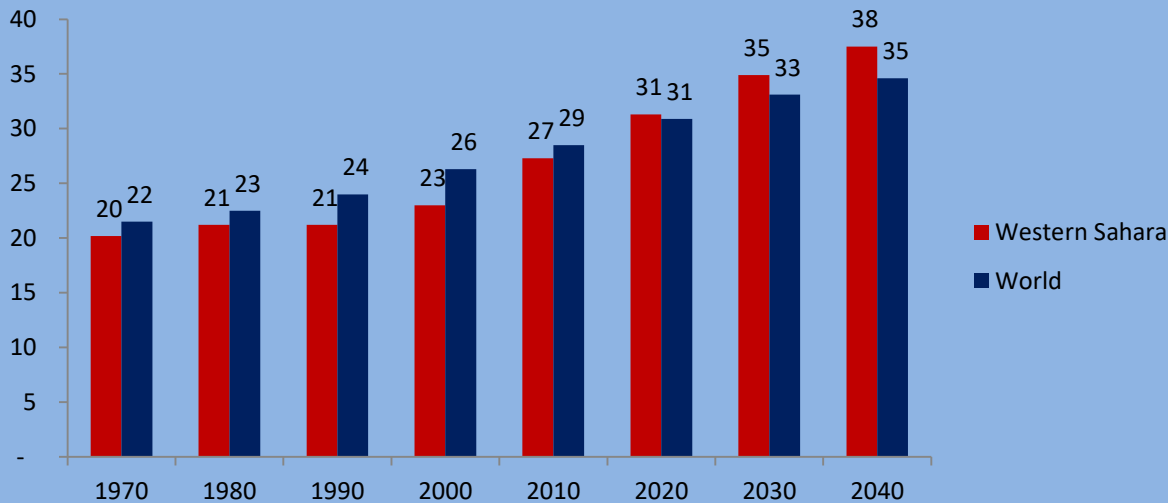
What is a dependency ratio?

An "old age" dependency ratio is the number of people age 65+ per 100 "working age" people age 20-64. It is therefore intended to measure burden on the working population to provide pensions and support for retirees.

How does Western Sahara compare?

The old age dependency ratio in Western Sahara is 4.6. This means there are 4.6 people age 65+ per 100 people age 20-64. Based on this ratio, Western Sahara ranks #196 out of 201 nations and territories in the world, and #7 out of 7 in Northern Africa, in terms of pressure on working populations to support retirees.

Median Age: 1970-2040



In 2015, the median age in Western Sahara was 29.4. The country ranks #94 out of 201 nations and territories in the world, and #2 out of 7 in Northern Africa.

Sources: United Nations Population Division, World Bank, Baxter Consulting Group calculations

Life Expectancy (Age)

At Birth



67.5

71.6

At Age 65



78.0

79.7

Total life expectancy at birth among all men and women born in Western Sahara is projected to average 69.3 from 2015-2020, ranking #140 out of 201 nations and territories in the world, and #6 out of 7 in Northern Africa.

Sources: United Nations Population Division, World Bank, the CIA World Factbook, Baxter Consulting Group calculations

* Northern Africa includes: Algeria, Egypt, Libya, Morocco, Sudan, Tunisia, Western Sahara

Data Sources: United Nations Population Division, International Labor Organization, OECD, the World Bank, the CIA World Factbook, Baxter Consulting Group Calculations