

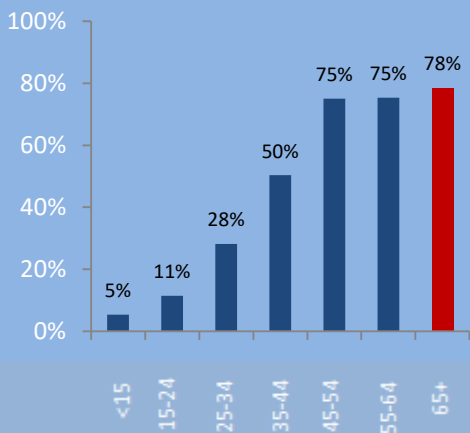
Bolivia

Percent of Population Age 65+, 2017



Based on the percent of its population age 65+ in 2017, Bolivia ranks #97 out of 201 nations and territories in the world, and #9 out of 13 in South America.

Sources: United Nations Population Division, World Bank, Baxter Consulting Group calculations

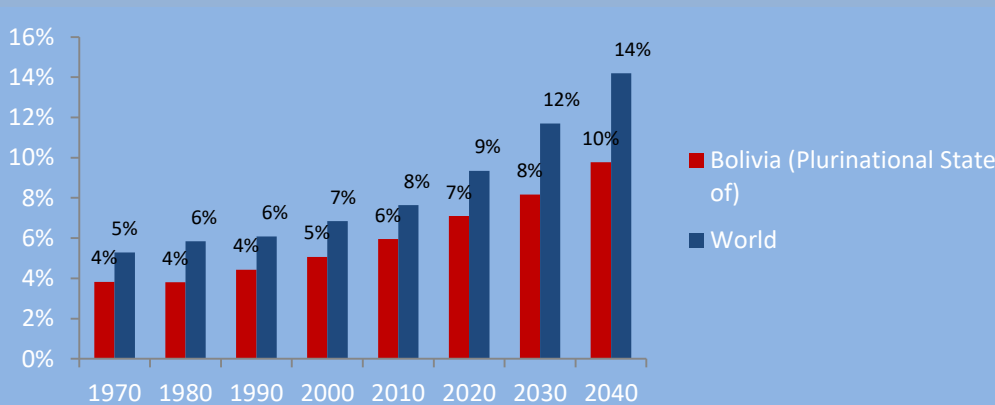


Change in Population by Age: 2015-2035

In Bolivia, the age 65+ population will increase 78% between 2015 and 2035 (compared to an 89% increase globally during this period). Meanwhile its total population will increase by just 26%. For comparison, Bolivia's age 65+ growth rate ranks #128 out of 201 nations and territories in the world, and #11 out of 13 in South America.

Sources: United Nations Population Division, World Bank, Baxter Consulting Group calculations

Percent of Population Age 65+: 1970-2040



Source: United Nations Population Division, World Bank

"Old Age" Dependency Ratio



Bolivia



South America



Latin America
and the
Caribbean



World

Sources: United Nations Population Division, World Bank, Baxter Consulting Group calculations

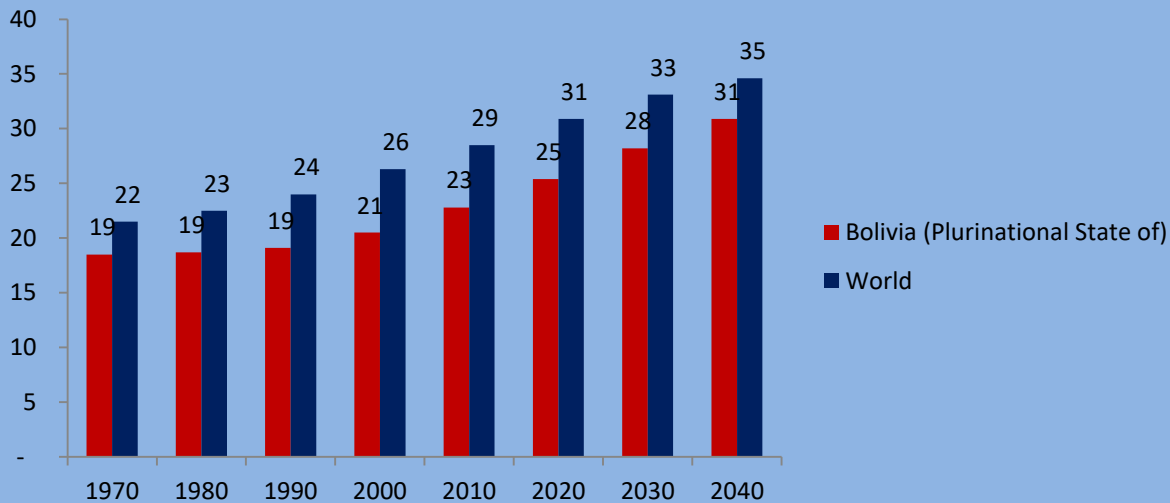
What is a dependency ratio?

An "old age" dependency ratio is the number of people age 65+ per 100 "working age" people age 20-64. It is therefore intended to measure burden on the working population to provide pensions and support for retirees.

How does Bolivia compare?

The old age dependency ratio in Bolivia is 12.7. This means there are 12.7 people age 65+ per 100 people age 20-64. Based on this ratio, Bolivia ranks #84 out of 201 nations and territories in the world, and #5 out of 13 in South America, in terms of pressure on working populations to support retirees.

Median Age: 1970-2040



In 2015, the median age in Bolivia was 24.1. The country ranks #134 out of 201 nations and territories in the world, and #13 out of 13 in South America.

Sources: United Nations Population Division, World Bank, Baxter Consulting Group calculations

Life Expectancy (Age)

At Birth



67.1

72.2

At Age 65



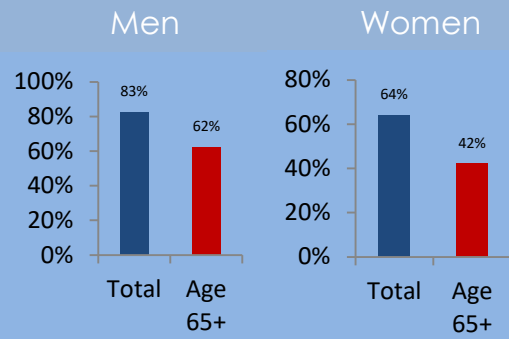
81.9

84.0

Total life expectancy at birth among all men and women born in Bolivia is projected to average 69.6 from 2015-2020, ranking #138 out of 201 nations and territories in the world, and #12 out of 13 in South America.

Sources: United Nations Population Division, World Bank, the CIA World Factbook, Baxter Consulting Group calculations

Labor Force Participation Rate, 2015



The combined labor force participation rate among men and women age 65+ in Bolivia was 51.5% in 2015, ranking #24 out of the 180 nations and territories for which this is measured.

Sources: International Labor Organization, Baxter Consulting Group calculations

* South America includes: Argentina, Bolivia (Plurinational State of), Brazil, Chile, Colombia, Ecuador, French Guiana, Guyana, Paraguay, Peru, Suriname, Uruguay, Venezuela (Bolivarian Republic of)

Data Sources: United Nations Population Division, International Labor Organization, OECD, the World Bank, the CIA World Factbook, Baxter Consulting Group Calculations