


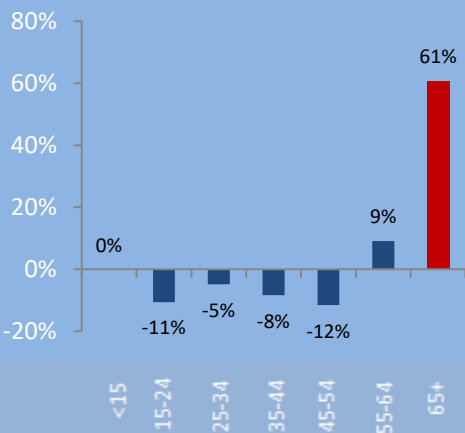
## Channel Islands

Percent of Population Age 65+, 2017



Based on the percent of its population age 65+ in 2017, Channel Islands ranks #29 out of 201 nations and territories in the world, and #8 out of 11 in Northern Europe.

Sources: United Nations Population Division, World Bank, Baxter Consulting Group calculations

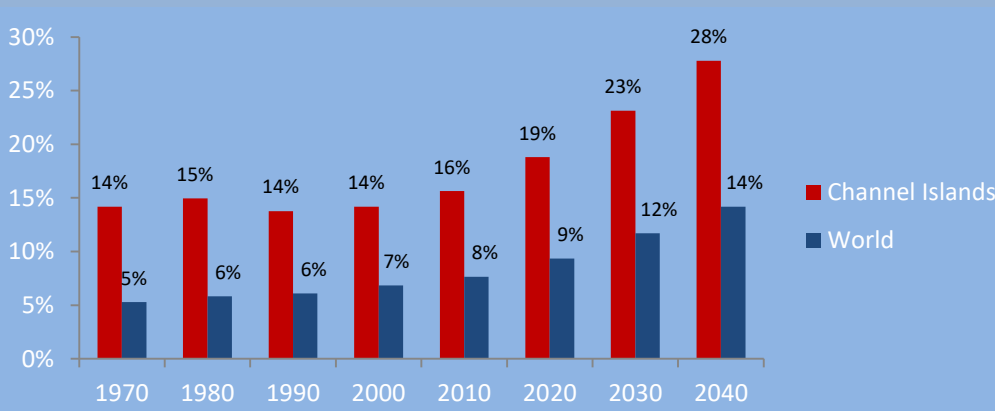


Change in Population by Age: 2015-2035

In Channel Islands, the age 65+ population will increase 61% between 2015 and 2035 (compared to an 89% increase globally during this period). Meanwhile its total population will increase by just 7%. For comparison, Channel Islands's age 65+ growth rate ranks #161 out of 201 nations and territories in the world, and #3 out of 11 in Northern Europe.

Sources: United Nations Population Division, World Bank, Baxter Consulting Group calculations

Percent of Population Age 65+: 1970-2040



Source: United Nations Population Division, World Bank

## "Old Age" Dependency Ratio



Sources: United Nations Population Division, World Bank, Baxter Consulting Group calculations

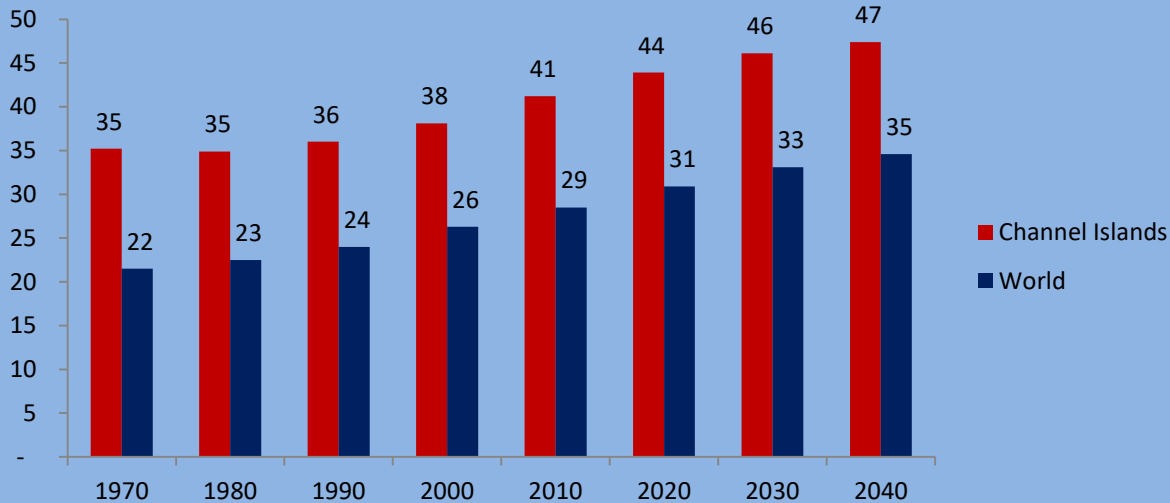
### What is a dependency ratio?

An "old age" dependency ratio is the number of people age 65+ per 100 "working age" people age 20-64. It is therefore intended to measure burden on the working population to provide pensions and support for retirees.

### How does Channel Islands compare?

The old age dependency ratio in Channel Islands is 27.5. This means there are 27.5 people age 65+ per 100 people age 20-64. Based on this ratio, Channel Islands ranks #29 out of 201 nations and territories in the world, and #8 out of 11 in Northern Europe, in terms of pressure on working populations to support retirees.

## Median Age: 1970-2040



In 2015, the median age in Channel Islands was 42.6. The country ranks #16 out of 201 nations and territories in the world, and #3 out of 11 in Northern Europe.

Sources: United Nations Population Division, World Bank, Baxter Consulting Group calculations

## Life Expectancy (Age)

At Birth



79.3

83.0

At Age 65



82.9

85.9

Total life expectancy at birth among all men and women born in Channel Islands is projected to average 81.2 from 2015-2020, ranking #31 out of 201 nations and territories in the world, and #7 out of 11 in Northern Europe.

Sources: United Nations Population Division, World Bank, the CIA World Factbook, Baxter Consulting Group calculations



\* Northern Europe includes: Channel Islands, Denmark, Estonia, Finland, Iceland, Ireland, Latvia, Lithuania, Norway, Sweden, United Kingdom

Data Sources: United Nations Population Division, International Labor Organization, OECD, the World Bank, the CIA World Factbook, Baxter Consulting Group Calculations