

Antigua and Barbuda

Percent of Population Age 65+, 2017

6.5%

Antigua and Barbuda

9.8%

Caribbean*

8.1%

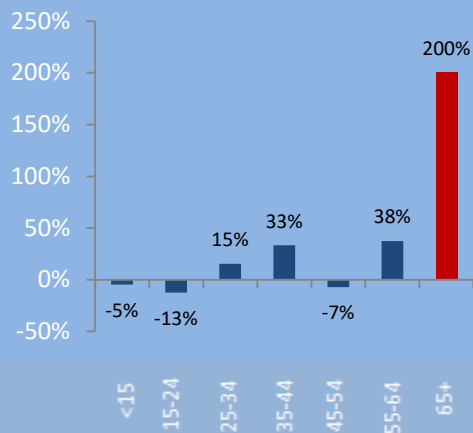
Latin America and the Caribbean

8.7%

World

Based on the percent of its population age 65+ in 2017, Antigua and Barbuda ranks #100 out of 201 nations and territories in the world, and #16 out of 17 in the Caribbean.

Sources: United Nations Population Division, World Bank, Baxter Consulting Group calculations

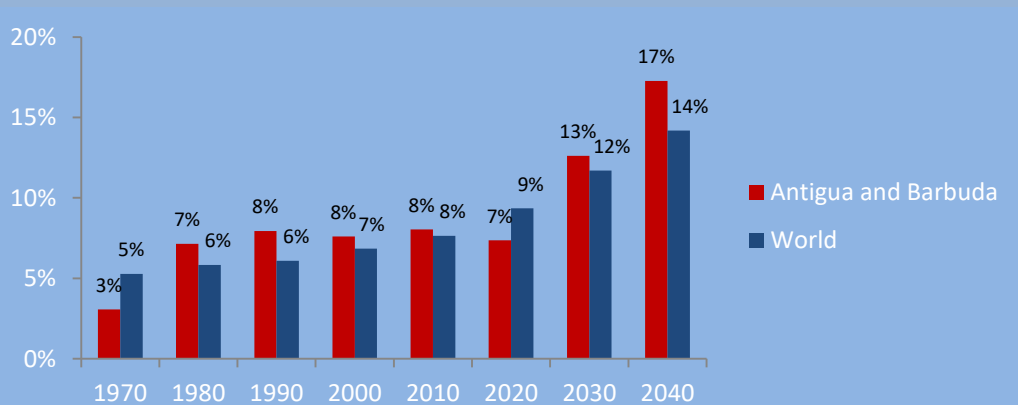


Change in Population by Age: 2015-2035

In Antigua and Barbuda, the age 65+ population will increase 200% between 2015 and 2035 (compared to an 89% increase globally during this period). Meanwhile its total population will increase by just 16%. For comparison, Antigua and Barbuda's age 65+ growth rate ranks #13 out of 201 nations and territories in the world, and #1 out of 17 in the Caribbean.

Sources: United Nations Population Division, World Bank, Baxter Consulting Group calculations

Percent of Population Age 65+: 1970-2040



Source: United Nations Population Division, World Bank

"Old Age" Dependency Ratio



Antigua and Barbuda



Caribbean



Latin America and the Caribbean



World

Sources: United Nations Population Division, World Bank, Baxter Consulting Group calculations

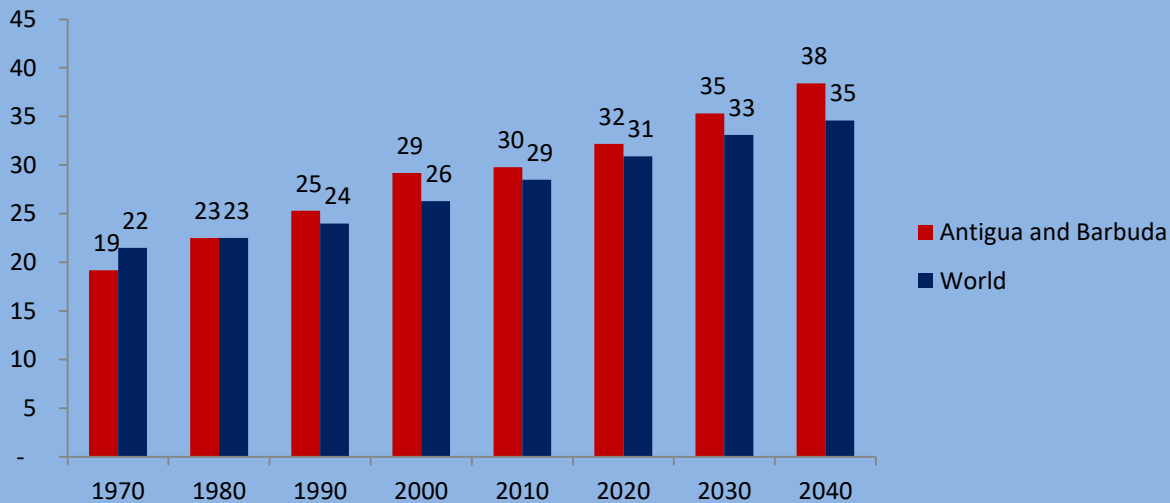
What is a dependency ratio?

An "old age" dependency ratio is the number of people age 65+ per 100 "working age" people age 20-64. It is therefore intended to measure burden on the working population to provide pensions and support for retirees.

How does Antigua and Barbuda compare?

The old age dependency ratio in Antigua and Barbuda is 11.9. This means there are 11.9 people age 65+ per 100 people age 20-64. Based on this ratio, Antigua and Barbuda ranks #95 out of 201 nations and territories in the world, and #16 out of 17 in the Caribbean, in terms of pressure on working populations to support retirees.

Median Age: 1970-2040



In 2015, the median age in Antigua and Barbuda was 30.9. The country ranks #81 out of 201 nations and territories in the world, and #12 out of 17 in the Caribbean.

Sources: United Nations Population Division, World Bank, Baxter Consulting Group calculations

Life Expectancy (Age)

At Birth



74.2

79.0

At Age 65



81.5

84.2

Total life expectancy at birth among all men and women born in Antigua and Barbuda is projected to average 76.7 from 2015-2020, ranking #67 out of 201 nations and territories in the world, and #7 out of 17 in the Caribbean.

Sources: United Nations Population Division, World Bank, the CIA World Factbook, Baxter Consulting Group calculations

* Caribbean includes: Antigua and Barbuda, Aruba, Bahamas, Barbados, Cuba, Curaçao, Dominican Republic, Grenada, Guadeloupe, Haiti, Jamaica, Martinique, Puerto Rico, Saint Lucia, Saint Vincent and the Grenadines, Trinidad and Tobago, United States Virgin Islands

Data Sources: United Nations Population Division, International Labor Organization, OECD, the World Bank, the CIA World Factbook, Baxter Consulting Group Calculations