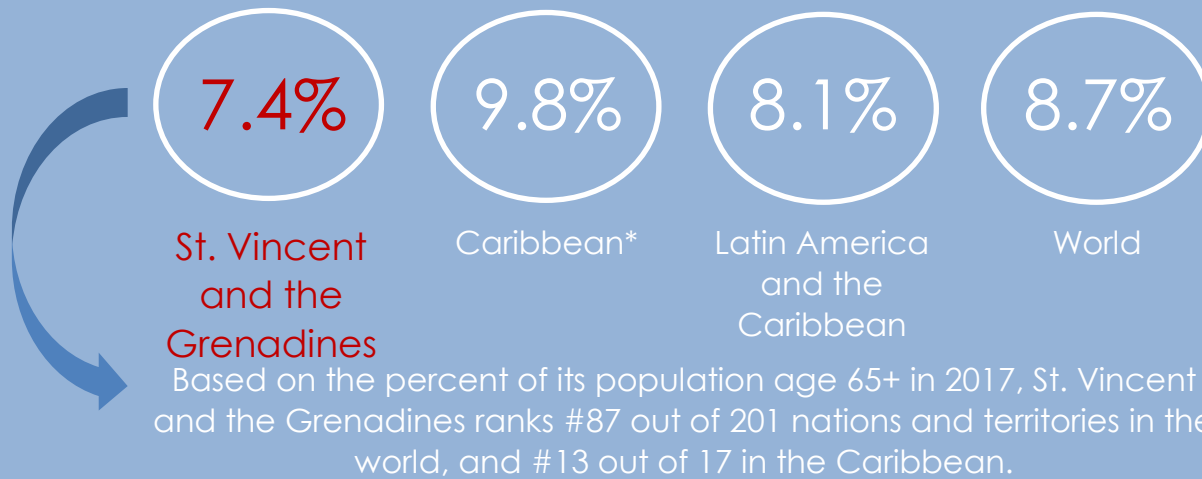
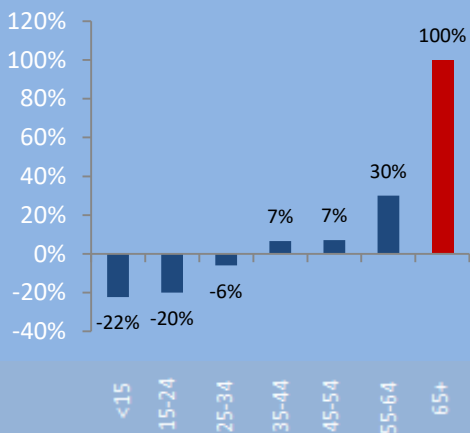


St. Vincent and the Grenadines

Percent of Population Age 65+, 2017



Sources: United Nations Population Division, World Bank, Baxter Consulting Group calculations

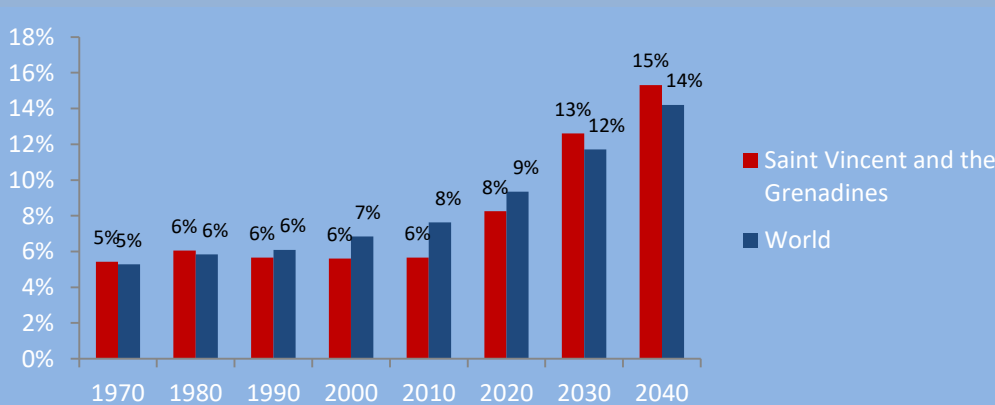


Change in Population by Age: 2015-2035

In St. Vincent and the Grenadines, the age 65+ population will increase 100% between 2015 and 2035 (compared to an 89% increase globally during this period). Meanwhile its total population will increase by just 5%. For comparison, St. Vincent and the Grenadines's age 65+ growth rate ranks #95 out of 201 nations and territories in the world, and #5 out of 17 in the Caribbean.

Sources: United Nations Population Division, World Bank, Baxter Consulting Group calculations

Percent of Population Age 65+: 1970-2040



Source: United Nations Population Division, World Bank

"Old Age" Dependency Ratio

12.4

St. Vincent
and the
Grenadines

16.4

Caribbean

13.1

Latin America
and the
Caribbean

14.4

World

Sources: United Nations Population Division, World Bank, Baxter Consulting Group calculations

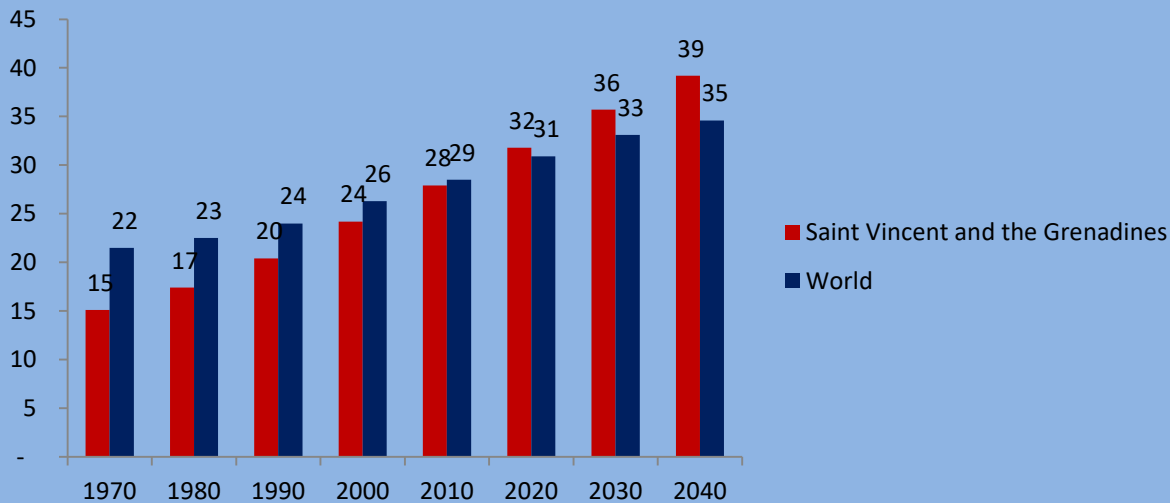
What is a dependency ratio?

An "old age" dependency ratio is the number of people age 65+ per 100 "working age" people age 20-64. It is therefore intended to measure burden on the working population to provide pensions and support for retirees.

How does St. Vincent and the Grenadines compare?

The old age dependency ratio in St. Vincent and the Grenadines is 12.4. This means there are 12.4 people age 65+ per 100 people age 20-64. Based on this ratio, St. Vincent and the Grenadines ranks #87 out of 201 nations and territories in the world, and #14 out of 17 in the Caribbean, in terms of pressure on working populations to support retirees.

Median Age: 1970-2040



In 2015, the median age in St. Vincent and the Grenadines was 29.8. The country ranks #91 out of 201 nations and territories in the world, and #13 out of 17 in the Caribbean.

Sources: United Nations Population Division, World Bank, Baxter Consulting Group calculations

Life Expectancy (Age)

At Birth



71.2

75.5

At Age 65



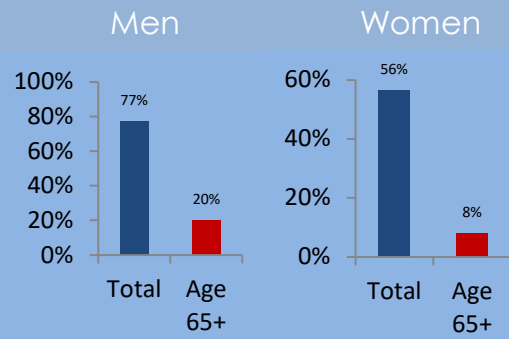
80.5

82.4

Total life expectancy at birth among all men and women born in St. Vincent and the Grenadines is projected to average 73.3 from 2015-2020, ranking #112 out of 201 nations and territories in the world, and #15 out of 17 in the Caribbean.

Sources: United Nations Population Division, World Bank, the CIA World Factbook, Baxter Consulting Group calculations

Labor Force Participation Rate, 2015



The combined labor force participation rate among men and women age 65+ in St. Vincent and the Grenadines was 13.6% in 2015, ranking #115 out of the 180 nations and territories for which this is measured.

Sources: International Labor Organization, Baxter Consulting Group calculations

* Caribbean includes: Antigua and Barbuda, Aruba, Bahamas, Barbados, Cuba, Curaçao, Dominican Republic, Grenada, Guadeloupe, Haiti, Jamaica, Martinique, Puerto Rico, Saint Lucia, Saint Vincent and the Grenadines, Trinidad and Tobago, United States Virgin Islands

Data Sources: United Nations Population Division, International Labor Organization, OECD, the World Bank, the CIA World Factbook, Baxter Consulting Group Calculations