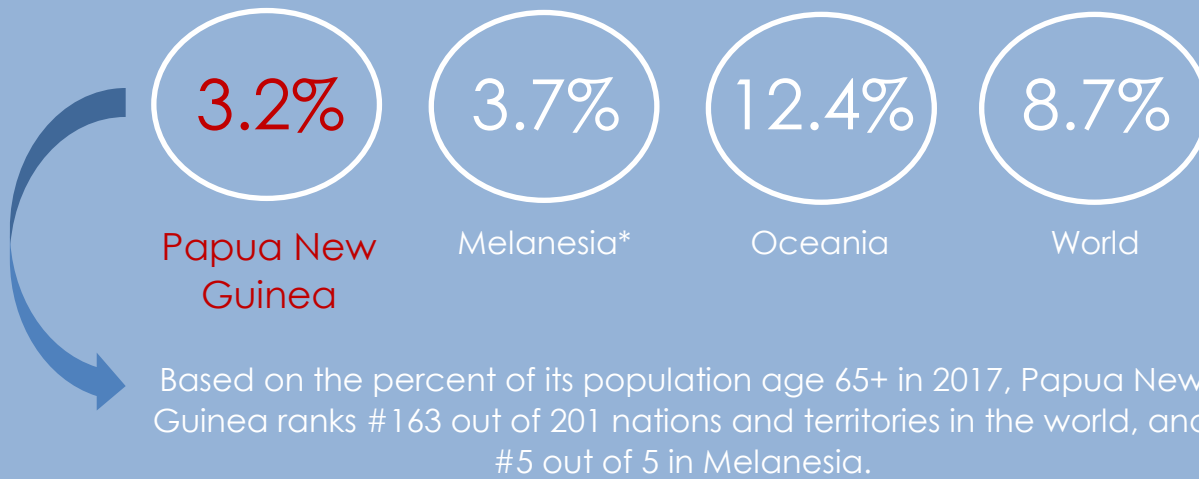
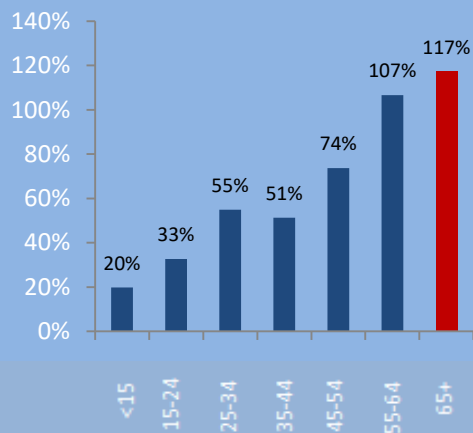


Papua New Guinea

Percent of Population Age 65+, 2017



Sources: United Nations Population Division, World Bank, Baxter Consulting Group calculations

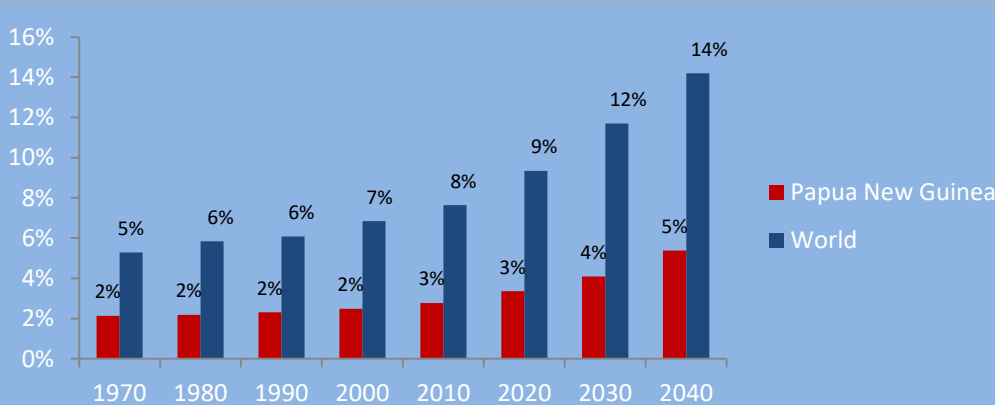


Change in Population by Age: 2015-2035

In Papua New Guinea, the age 65+ population will increase 117% between 2015 and 2035 (compared to an 89% increase globally during this period). Meanwhile its total population will increase by just 37%. For comparison, Papua New Guinea's age 65+ growth rate ranks #70 out of 201 nations and territories in the world, and #2 out of 5 in Melanesia.

Sources: United Nations Population Division, World Bank, Baxter Consulting Group calculations

Percent of Population Age 65+: 1970-2040



Source: United Nations Population Division, World Bank

"Old Age" Dependency Ratio



Papua New
Guinea



Melanesia



Oceania



World

Sources: United Nations Population Division, World Bank, Baxter Consulting Group calculations

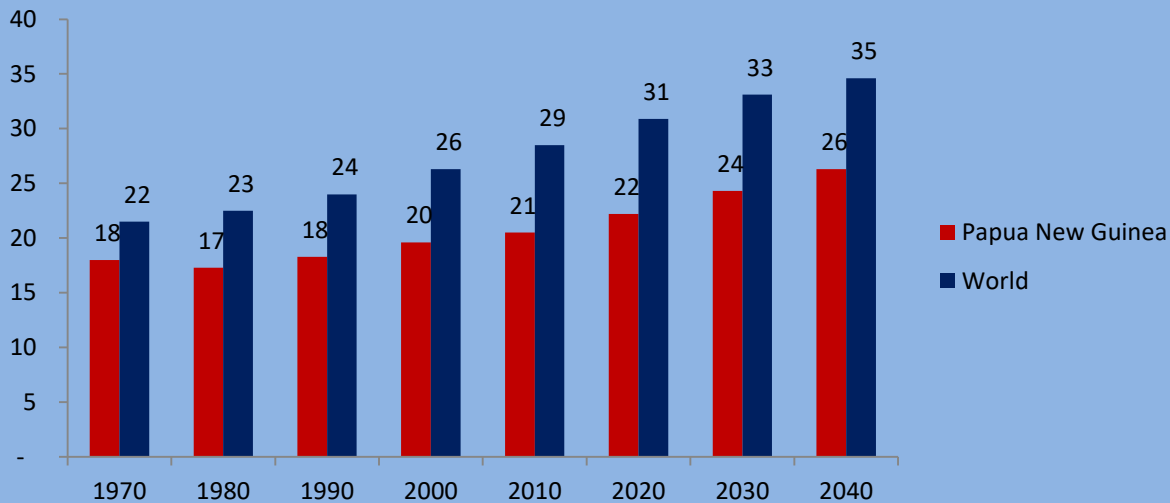
What is a dependency ratio?

An "old age" dependency ratio is the number of people age 65+ per 100 "working age" people age 20-64. It is therefore intended to measure burden on the working population to provide pensions and support for retirees.

How does Papua New Guinea compare?

The old age dependency ratio in Papua New Guinea is 6.1. This means there are 6.1 people age 65+ per 100 people age 20-64. Based on this ratio, Papua New Guinea ranks #182 out of 201 nations and territories in the world, and #5 out of 5 in Melanesia, in terms of pressure on working populations to support retirees.

Median Age: 1970-2040



In 2015, the median age in Papua New Guinea was 21.2. The country ranks #149 out of 201 nations and territories in the world, and #4 out of 5 in Melanesia.

Sources: United Nations Population Division, World Bank, Baxter Consulting Group calculations

Life Expectancy (Age)

At Birth



61.1

65.5

At Age 65



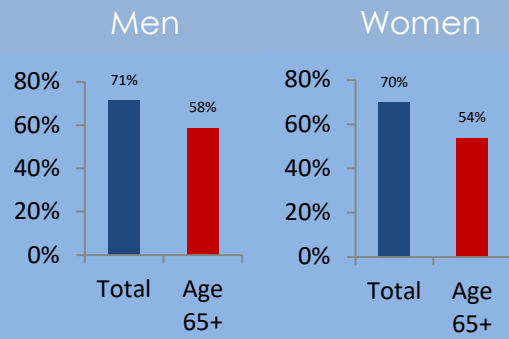
75.8

78.6

Total life expectancy at birth among all men and women born in Papua New Guinea is projected to average 63.2 from 2015-2020, ranking #170 out of 201 nations and territories in the world, and #5 out of 5 in Melanesia.

Sources: United Nations Population Division, World Bank, the CIA World Factbook, Baxter Consulting Group calculations

Labor Force Participation Rate, 2015



The combined labor force participation rate among men and women age 65+ in Papua New Guinea was 55.7% in 2015, ranking #19 out of the 180 nations and territories for which this is measured.

Sources: International Labor Organization, Baxter Consulting Group calculations

* Melanesia includes: Fiji, New Caledonia, Papua New Guinea, Solomon Islands, Vanuatu

Data Sources: United Nations Population Division, International Labor Organization, OECD, the World Bank, the CIA World Factbook, Baxter Consulting Group Calculations