

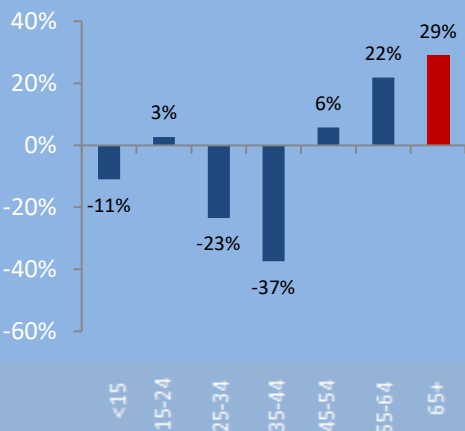
## Czech Republic

Percent of Population Age 65+, 2017



Based on the percent of its population age 65+ in 2017, the Czech Republic ranks #17 out of 201 nations and territories in the world, and #2 out of 10 in Eastern Europe.

Sources: United Nations Population Division, World Bank, Baxter Consulting Group calculations

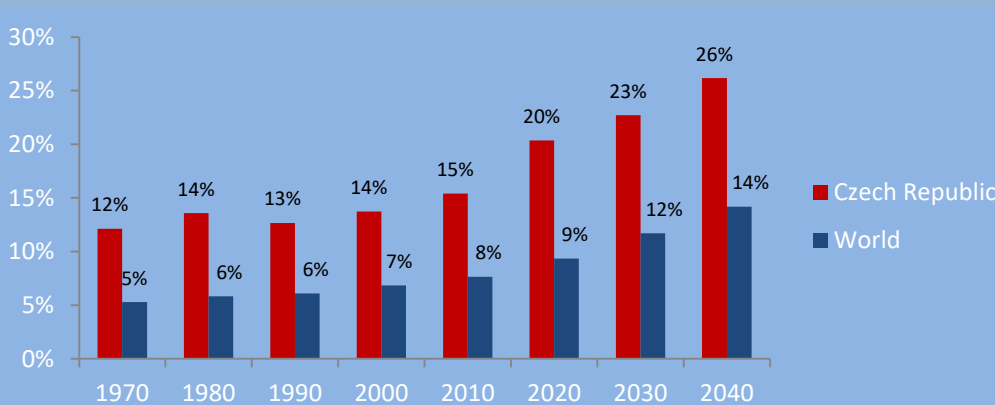


Change in Population by Age: 2015-2035

In the Czech Republic, the age 65+ population will increase 29% between 2015 and 2035 (compared to an 89% increase globally during this period). Meanwhile its total population will shrink 2%. For comparison, the Czech Republic's age 65+ growth rate ranks #188 out of 201 nations and territories in the world, and #6 out of 10 in Eastern Europe.

Sources: United Nations Population Division, World Bank, Baxter Consulting Group calculations

Percent of Population Age 65+: 1970-2040



Source: United Nations Population Division, World Bank

## "Old Age" Dependency Ratio



Sources: United Nations Population Division, World Bank, Baxter Consulting Group calculations

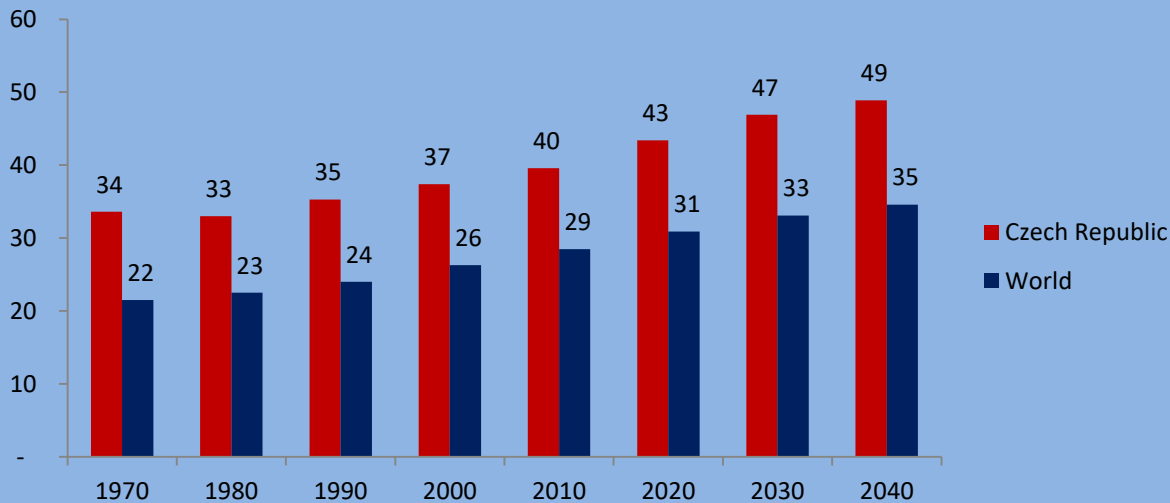
### What is a dependency ratio?

An "old age" dependency ratio is the number of people age 65+ per 100 "working age" people age 20-64. It is therefore intended to measure burden on the working population to provide pensions and support for retirees.

### How does the Czech Republic compare?

The old age dependency ratio in the Czech Republic is 28.9. This means there are 28.9 people age 65+ per 100 people age 20-64. Based on this ratio, the Czech Republic ranks #24 out of 201 nations and territories in the world, and #2 out of 10 in Eastern Europe, in terms of pressure on working populations to support retirees.

## Median Age: 1970-2040



In 2015, the median age in the Czech Republic was 41.5. The country ranks #22 out of 201 nations and territories in the world, and #3 out of 10 in Eastern Europe.

Sources: United Nations Population Division, World Bank, Baxter Consulting Group calculations

## Life Expectancy (Age)

At Birth



76.3

81.9

At Age 65



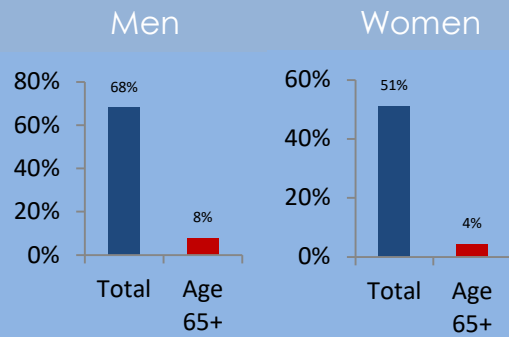
81.4

84.7

Total life expectancy at birth among all men and women born in the Czech Republic is projected to average 79.1 from 2015-2020, ranking #47 out of 201 nations and territories in the world, and #1 out of 10 in Eastern Europe.

Sources: United Nations Population Division, World Bank, the CIA World Factbook, Baxter Consulting Group calculations

## Labor Force Participation Rate, 2015



The combined labor force participation rate among men and women age 65+ in the Czech Republic was 5.7% in 2015, ranking #158 out of the 180 nations and territories for which this is measured.

Sources: International Labor Organization, Baxter Consulting Group calculations

## Retirement Age, 2014



### Age

63

### Rank

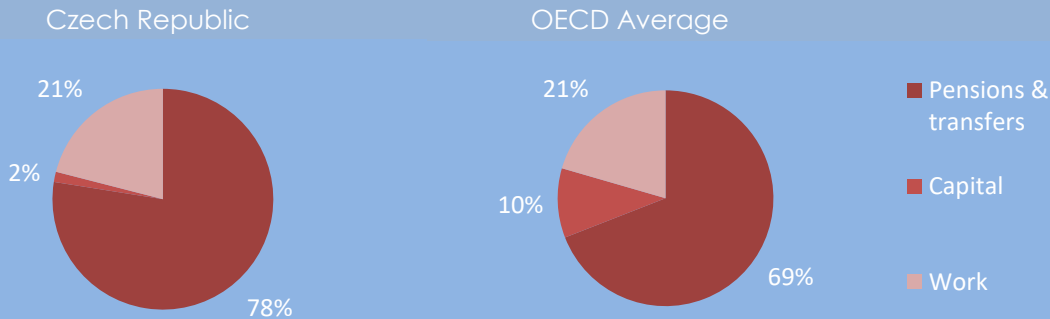
#29 highest out of 51 OECD members and partners.

61

#26 highest out of 51 OECD members and partners.

Sources: OECD, United Nations Population Division, Baxter Consulting Group calculations

## Sources of Retirement Income, 2014



Sources: OECD, United Nations Population Division, Baxter Consulting Group calculations

## Poverty Rate, Age 65+

In the Czech Republic the poverty rate among those age 65+ was 2.8% in 2014, ranking #31 highest out of the 35 OECD member and partner countries where this was reported.

Sources: OECD, United Nations Population Division, Baxter Consulting Group calculations

\* Eastern Europe includes: Belarus, Bulgaria, Czech Republic, Hungary, Poland, Republic of Moldova, Romania, Russian Federation, Slovakia, Ukraine

Data Sources: United Nations Population Division, International Labor Organization, OECD, the World Bank, the CIA World Factbook, Baxter Consulting Group Calculations