



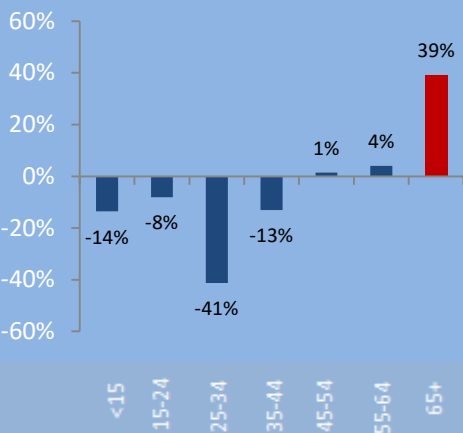
## Georgia

### Percent of Population Age 65+, 2017



Based on the percent of its population age 65+ in 2017, Georgia ranks #50 out of 201 nations and territories in the world, and #1 out of 18 in Western Asia.

Sources: United Nations Population Division, World Bank, Baxter Consulting Group calculations

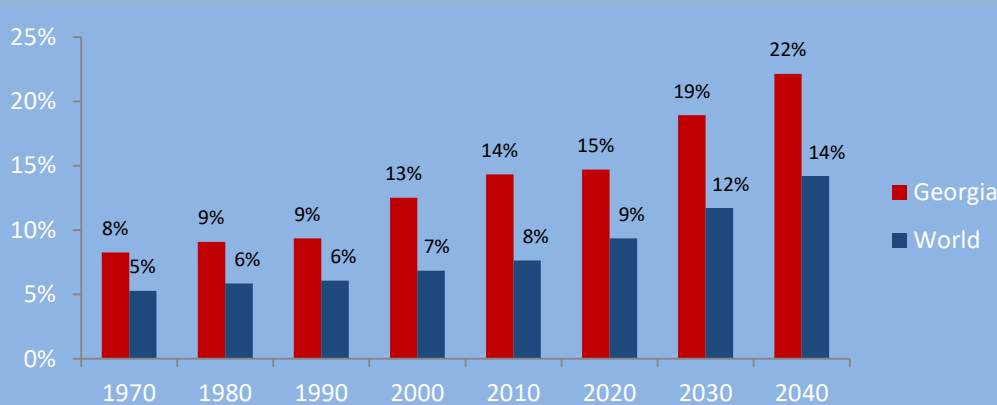


### Change in Population by Age: 2015-2035

In Georgia, the age 65+ population will increase 39% between 2015 and 2035 (compared to an 89% increase globally during this period). Meanwhile its total population will shrink 5%. For comparison, Georgia's age 65+ growth rate ranks #177 out of 201 nations and territories in the world, and #18 out of 18 in Western Asia.

Sources: United Nations Population Division, World Bank, Baxter Consulting Group calculations

### Percent of Population Age 65+: 1970-2040



Source: United Nations Population Division, World Bank

## "Old Age" Dependency Ratio



Sources: United Nations Population Division, World Bank, Baxter Consulting Group calculations

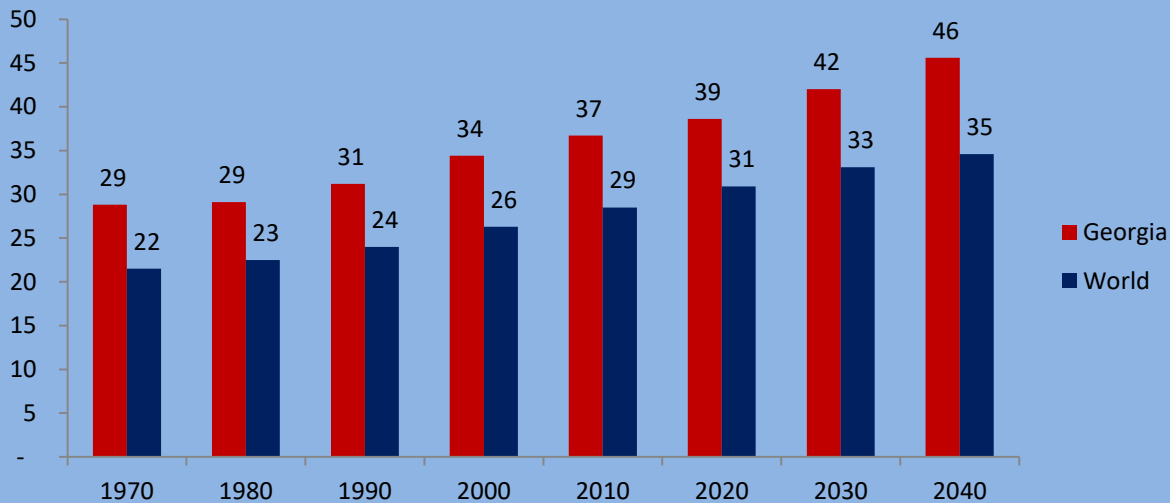
### What is a dependency ratio?

An "old age" dependency ratio is the number of people age 65+ per 100 "working age" people age 20-64. It is therefore intended to measure burden on the working population to provide pensions and support for retirees.

### How does Georgia compare?

The old age dependency ratio in Georgia is 22.4. This means there are 22.4 people age 65+ per 100 people age 20-64. Based on this ratio, Georgia ranks #44 out of 201 nations and territories in the world, and #1 out of 18 in Western Asia, in terms of pressure on working populations to support retirees.

## Median Age: 1970-2040

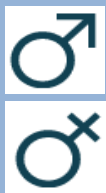


In 2015, the median age in Georgia was 37.5. The country ranks #53 out of 201 nations and territories in the world, and #1 out of 18 in Western Asia.

Sources: United Nations Population Division, World Bank, Baxter Consulting Group calculations

## Life Expectancy (Age)

At Birth



71.7

78.8

At Age 65



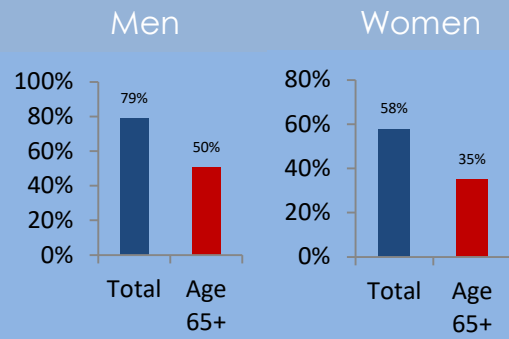
79.3

82.9

Total life expectancy at birth among all men and women born in Georgia is projected to average 75.4 from 2015-2020, ranking #86 out of 201 nations and territories in the world, and #9 out of 18 in Western Asia.

Sources: United Nations Population Division, World Bank, the CIA World Factbook, Baxter Consulting Group calculations

# Labor Force Participation Rate, 2015



The combined labor force participation rate among men and women age 65+ in Georgia was 40.7% in 2015, ranking #40 out of the 180 nations and territories for which this is measured.

Sources: International Labor Organization, Baxter Consulting Group calculations

\* Western Asia includes: Armenia, Azerbaijan, Bahrain, Cyprus, Georgia, Iraq, Israel, Jordan, Kuwait, Lebanon, Oman, Qatar, Saudi Arabia, State of Palestine, Syrian Arab Republic, Turkey, United Arab Emirates, Yemen

Data Sources: United Nations Population Division, International Labor Organization, OECD, the World Bank, the CIA World Factbook, Baxter Consulting Group Calculations