


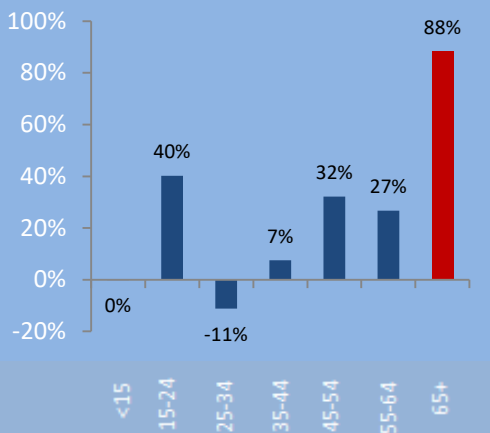
Kazakhstan

Percent of Population Age 65+, 2017



Based on the percent of its population age 65+ in 2017, Kazakhstan ranks #95 out of 201 nations and territories in the world, and #1 out of 5 in Central Asia.

Sources: United Nations Population Division, World Bank, Baxter Consulting Group calculations

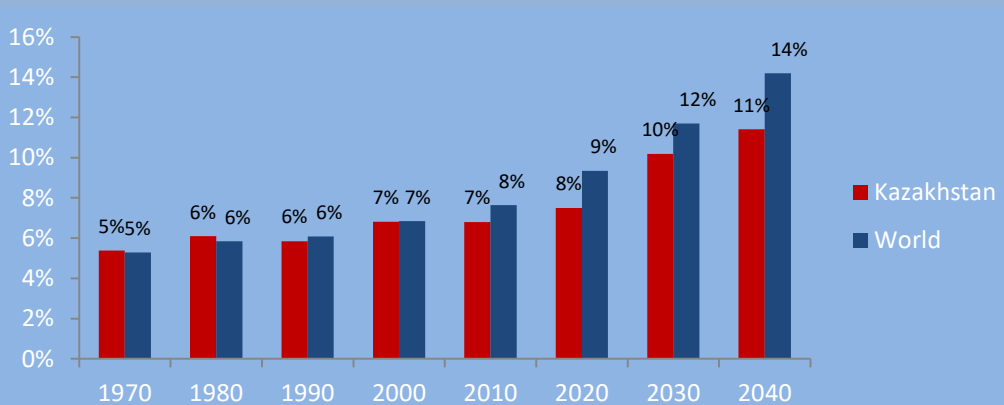


Change in Population by Age: 2015-2035

In Kazakhstan, the age 65+ population will increase 88% between 2015 and 2035 (compared to an 89% increase globally during this period). Meanwhile its total population will increase by just 14%. For comparison, Kazakhstan's age 65+ growth rate ranks #115 out of 201 nations and territories in the world, and #5 out of 5 in Central Asia.

Sources: United Nations Population Division, World Bank, Baxter Consulting Group calculations

Percent of Population Age 65+: 1970-2040



Source: United Nations Population Division, World Bank

"Old Age" Dependency Ratio



Sources: United Nations Population Division, World Bank, Baxter Consulting Group calculations

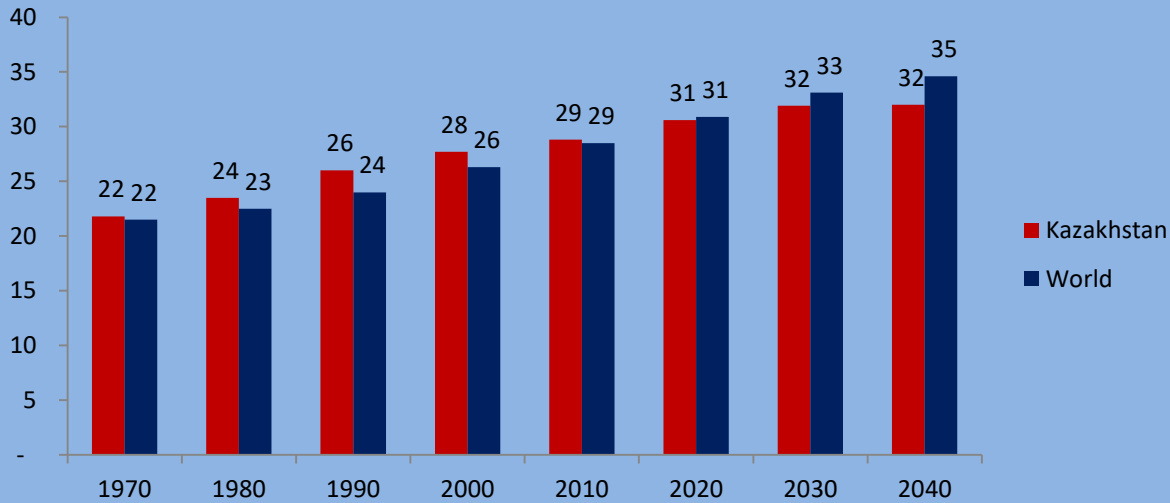
What is a dependency ratio?

An "old age" dependency ratio is the number of people age 65+ per 100 "working age" people age 20-64. It is therefore intended to measure burden on the working population to provide pensions and support for retirees.

How does Kazakhstan compare?

The old age dependency ratio in Kazakhstan is 11.2. This means there are 11.2 people age 65+ per 100 people age 20-64. Based on this ratio, Kazakhstan ranks #98 out of 201 nations and territories in the world, and #1 out of 5 in Central Asia, in terms of pressure on working populations to support retirees.

Median Age: 1970-2040

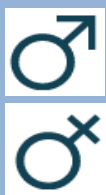


In 2015, the median age in Kazakhstan was 29.3. The country ranks #95 out of 201 nations and territories in the world, and #1 out of 5 in Central Asia.

Sources: United Nations Population Division, World Bank, Baxter Consulting Group calculations

Life Expectancy (Age)

At Birth



64.9

74.5

At Age 65



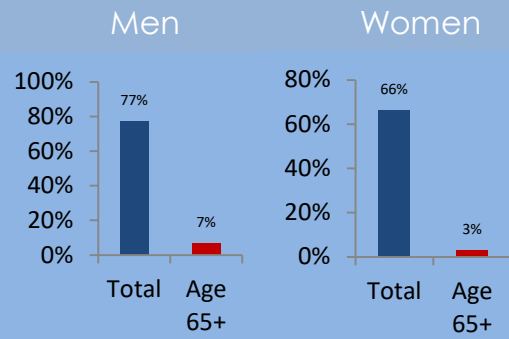
76.6

80.6

Total life expectancy at birth among all men and women born in Kazakhstan is projected to average 69.7 from 2015-2020, ranking #137 out of 201 nations and territories in the world, and #3 out of 5 in Central Asia.

Sources: United Nations Population Division, World Bank, the CIA World Factbook, Baxter Consulting Group calculations

Labor Force Participation Rate, 2015



The combined labor force participation rate among men and women age 65+ in Kazakhstan was 4.3% in 2015, ranking #166 out of the 180 nations and territories for which this is measured.

Sources: International Labor Organization, Baxter Consulting Group calculations

* Central Asia includes: Kazakhstan, Kyrgyzstan, Tajikistan, Turkmenistan, Uzbekistan

Data Sources: United Nations Population Division, International Labor Organization, OECD, the World Bank, the CIA World Factbook, Baxter Consulting Group Calculations