


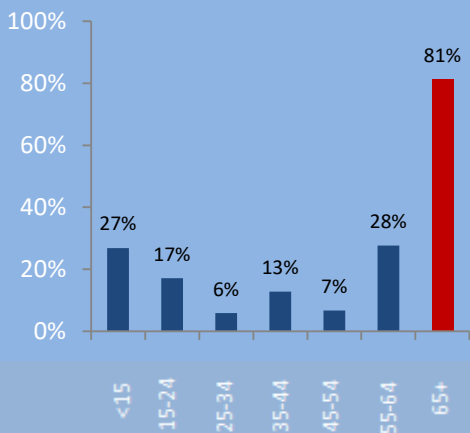
## Luxembourg

Percent of Population Age 65+, 2017



Based on the percent of its population age 65+ in 2017, Luxembourg ranks #49 out of 201 nations and territories in the world, and #7 out of 7 in Western Europe.

Sources: United Nations Population Division, World Bank, Baxter Consulting Group calculations

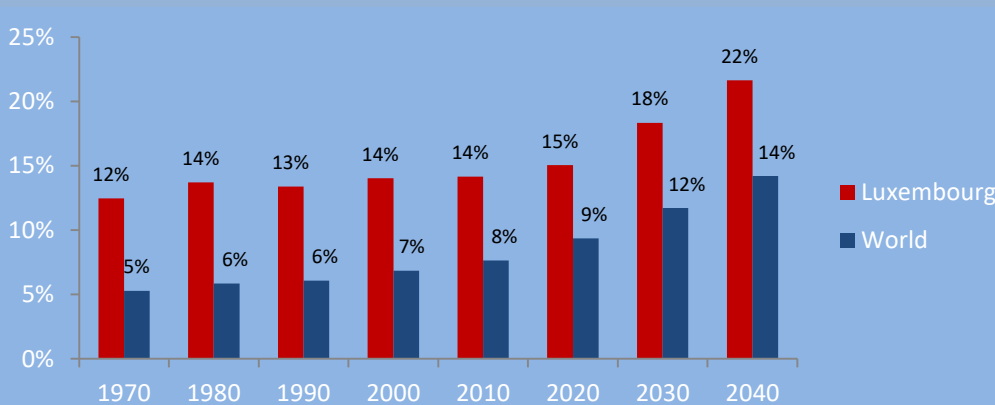


Change in Population by Age: 2015-2035

In Luxembourg, the age 65+ population will increase 81% between 2015 and 2035 (compared to an 89% increase globally during this period). Meanwhile its total population will increase by just 21%. For comparison, Luxembourg's age 65+ growth rate ranks #124 out of 201 nations and territories in the world, and #1 out of 7 in Western Europe.

Sources: United Nations Population Division, World Bank, Baxter Consulting Group calculations

Percent of Population Age 65+: 1970-2040



Source: United Nations Population Division, World Bank

## "Old Age" Dependency Ratio



Luxembourg Western Europe Europe World

Sources: United Nations Population Division, World Bank, Baxter Consulting Group calculations

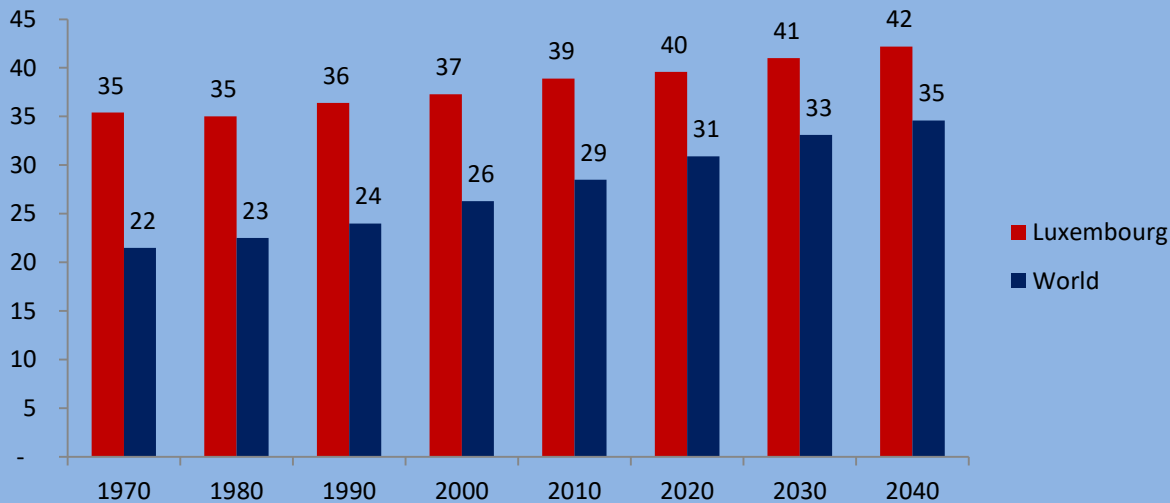
### What is a dependency ratio?

An "old age" dependency ratio is the number of people age 65+ per 100 "working age" people age 20-64. It is therefore intended to measure burden on the working population to provide pensions and support for retirees.

### How does Luxembourg compare?

The old age dependency ratio in Luxembourg is 22.0. This means there are 22.0 people age 65+ per 100 people age 20-64. Based on this ratio, Luxembourg ranks #48 out of 201 nations and territories in the world, and #7 out of 7 in Western Europe, in terms of pressure on working populations to support retirees.

## Median Age: 1970-2040



In 2015, the median age in Luxembourg was 39.2. The country ranks #43 out of 201 nations and territories in the world, and #7 out of 7 in Western Europe.

Sources: United Nations Population Division, World Bank, Baxter Consulting Group calculations

## Life Expectancy (Age)

At Birth



80.2

84.4

At Age 65



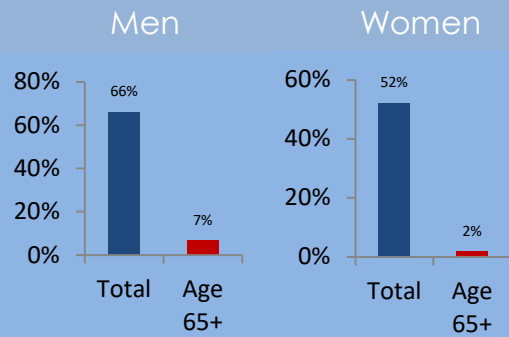
83.9

86.9

Total life expectancy at birth among all men and women born in Luxembourg is projected to average 82.3 from 2015-2020, ranking #17 out of 201 nations and territories in the world, and #3 out of 7 in Western Europe.

Sources: United Nations Population Division, World Bank, the CIA World Factbook, Baxter Consulting Group calculations

## Labor Force Participation Rate, 2015



The combined labor force participation rate among men and women age 65+ in Luxembourg was 3.8% in 2015, ranking #169 out of the 180 nations and territories for which this is measured.

Sources: International Labor Organization, Baxter Consulting Group calculations

## Retirement Age, 2014



Age

60

Rank

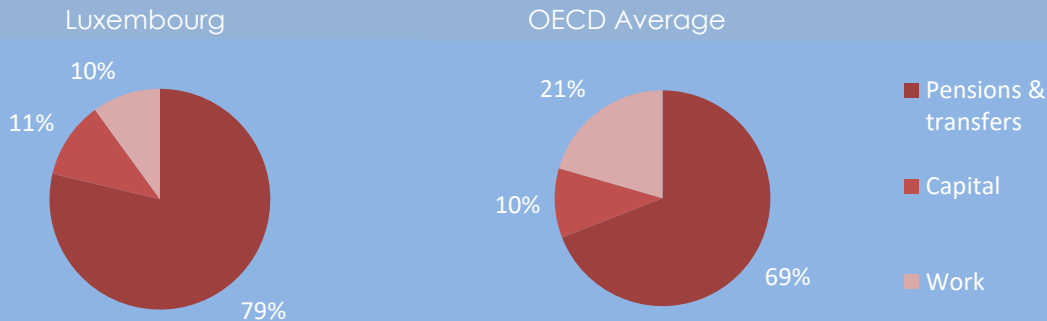
#36 highest out of 51 OECD members and partners.

60

#32 highest out of 51 OECD members and partners.

Sources: OECD, United Nations Population Division, Baxter Consulting Group calculations

## Sources of Retirement Income, 2014



Sources: OECD, United Nations Population Division, Baxter Consulting Group calculations

## Poverty Rate, Age 65+

In Luxembourg the poverty rate among those age 65+ was 3.0% in 2014, ranking #30 highest out of the 35 OECD member and partner countries where this was reported.

Sources: OECD, United Nations Population Division, Baxter Consulting Group calculations

\* Western Europe includes: Austria, Belgium, France, Germany, Luxembourg, Netherlands, Switzerland

Data Sources: United Nations Population Division, International Labor Organization, OECD, the World Bank, the CIA World Factbook, Baxter Consulting Group Calculations