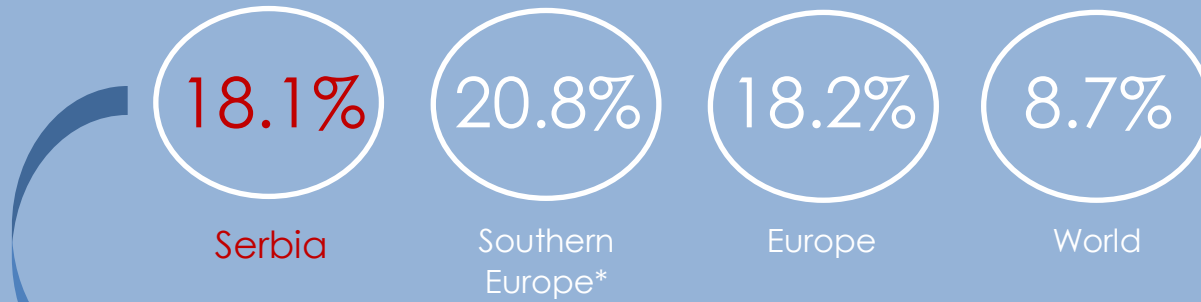


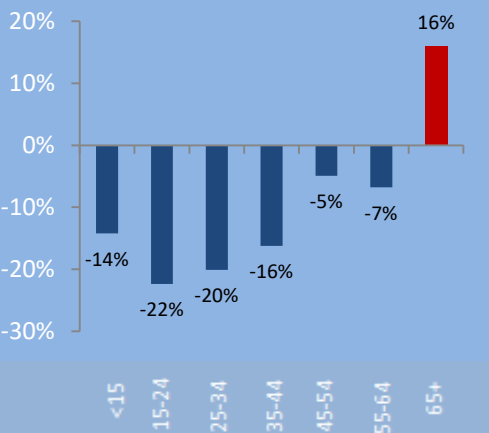
Serbia

Percent of Population Age 65+, 2017



Based on the percent of its population age 65+ in 2017, Serbia ranks #28 out of 201 nations and territories in the world, and #8 out of 12 in Southern Europe.

Sources: United Nations Population Division, World Bank, Baxter Consulting Group calculations

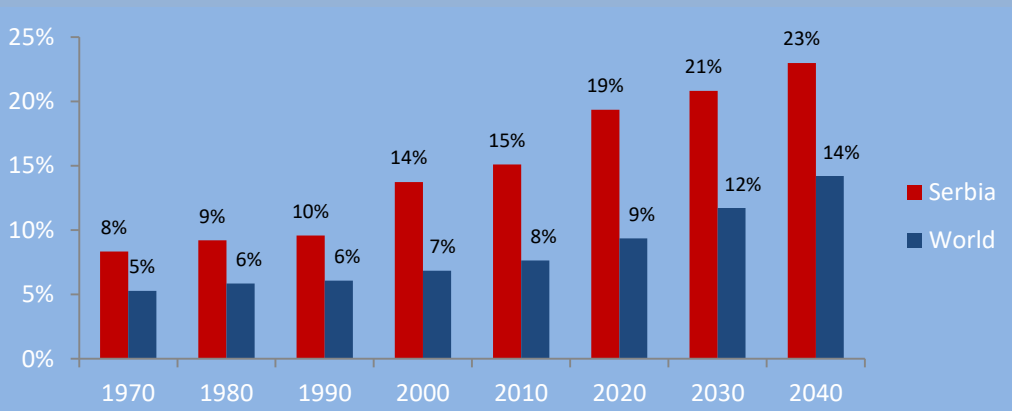


Change in Population by Age: 2015-2035

In Serbia, the age 65+ population will increase 16% between 2015 and 2035 (compared to an 89% increase globally during this period). Meanwhile its total population will shrink 8%. For comparison, Serbia's age 65+ growth rate ranks #194 out of 201 nations and territories in the world, and #12 out of 12 in Southern Europe.

Sources: United Nations Population Division, World Bank, Baxter Consulting Group calculations

Percent of Population Age 65+: 1970-2040



Source: United Nations Population Division, World Bank

"Old Age" Dependency Ratio



Sources: United Nations Population Division, World Bank, Baxter Consulting Group calculations

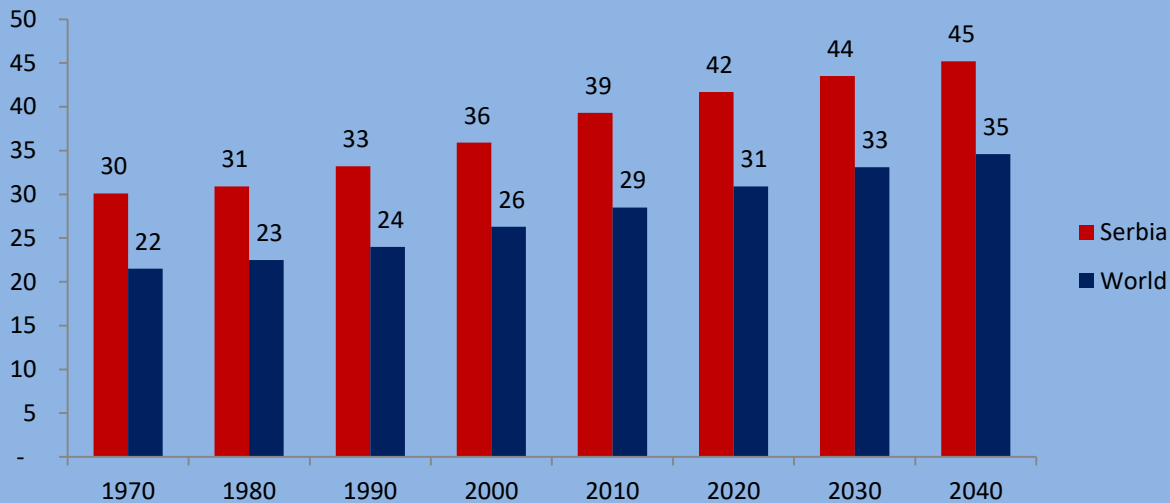
What is a dependency ratio?

An "old age" dependency ratio is the number of people age 65+ per 100 "working age" people age 20-64. It is therefore intended to measure burden on the working population to provide pensions and support for retirees.

How does Serbia compare?

The old age dependency ratio in Serbia is 28.3. This means there are 28.3 people age 65+ per 100 people age 20-64. Based on this ratio, Serbia ranks #27 out of 201 nations and territories in the world, and #8 out of 12 in Southern Europe, in terms of pressure on working populations to support retirees.

Median Age: 1970-2040

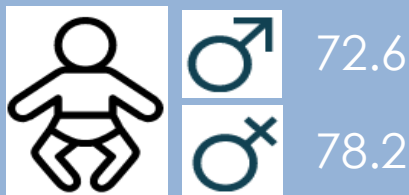


In 2015, the median age in Serbia was 40.6. The country ranks #31 out of 201 nations and territories in the world, and #9 out of 12 in Southern Europe.

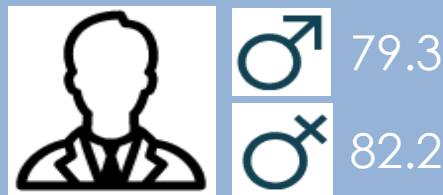
Sources: United Nations Population Division, World Bank, Baxter Consulting Group calculations

Life Expectancy (Age)

At Birth



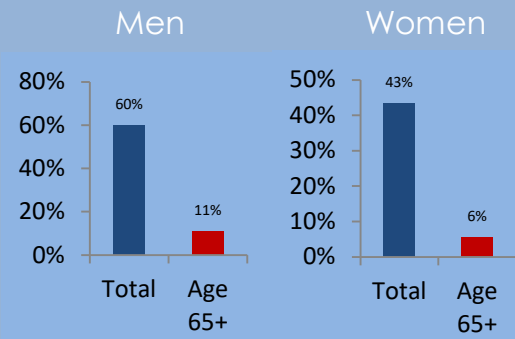
At Age 65



Total life expectancy at birth among all men and women born in Serbia is projected to average 75.4 from 2015-2020, ranking #88 out of 201 nations and territories in the world, and #12 out of 12 in Southern Europe.

Sources: United Nations Population Division, World Bank, the CIA World Factbook, Baxter Consulting Group calculations

Labor Force Participation Rate, 2015



The combined labor force participation rate among men and women age 65+ in Serbia was 7.8% in 2015, ranking #146 out of the 180 nations and territories for which this is measured.

Sources: International Labor Organization, Baxter Consulting Group calculations

* Southern Europe includes: Albania, Bosnia and Herzegovina, Croatia, Greece, Italy, Malta, Montenegro, Portugal, Serbia, Slovenia, Spain, TFYR Macedonia

Data Sources: United Nations Population Division, International Labor Organization, OECD, the World Bank, the CIA World Factbook, Baxter Consulting Group Calculations