

Haiti

Percent of Population Age 65+, 2017

4.8%

Haiti

9.8%

Caribbean*

8.1%

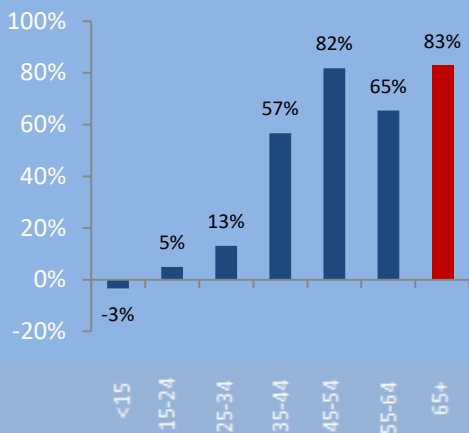
Latin America
and the
Caribbean

8.7%

World

Based on the percent of its population age 65+ in 2017, Haiti ranks #127 out of 201 nations and territories in the world, and #17 out of 17 in the Caribbean.

Sources: United Nations Population Division, World Bank, Baxter Consulting Group calculations

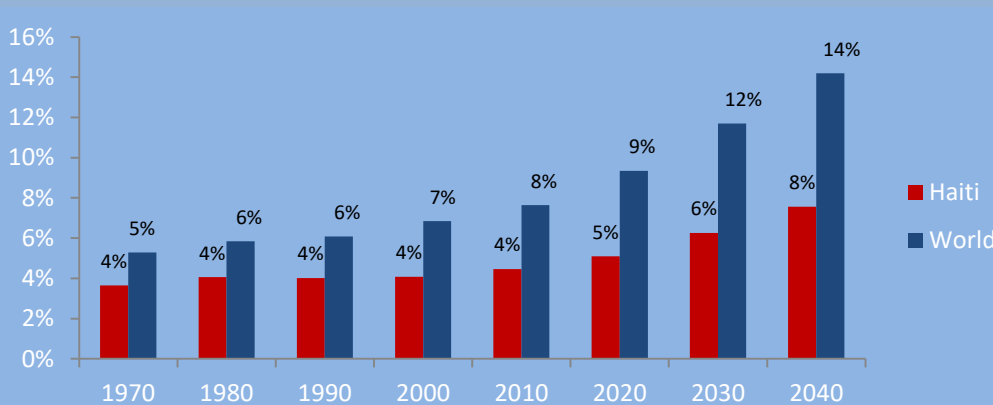


Change in Population by Age: 2015-2035

In Haiti, the age 65+ population will increase 83% between 2015 and 2035 (compared to an 89% increase globally during this period). Meanwhile its total population will increase by just 19%. For comparison, Haiti's age 65+ growth rate ranks #122 out of 201 nations and territories in the world, and #9 out of 17 in the Caribbean.

Sources: United Nations Population Division, World Bank, Baxter Consulting Group calculations

Percent of Population Age 65+: 1970-2040



Source: United Nations Population Division, World Bank

"Old Age" Dependency Ratio



Sources: United Nations Population Division, World Bank, Baxter Consulting Group calculations

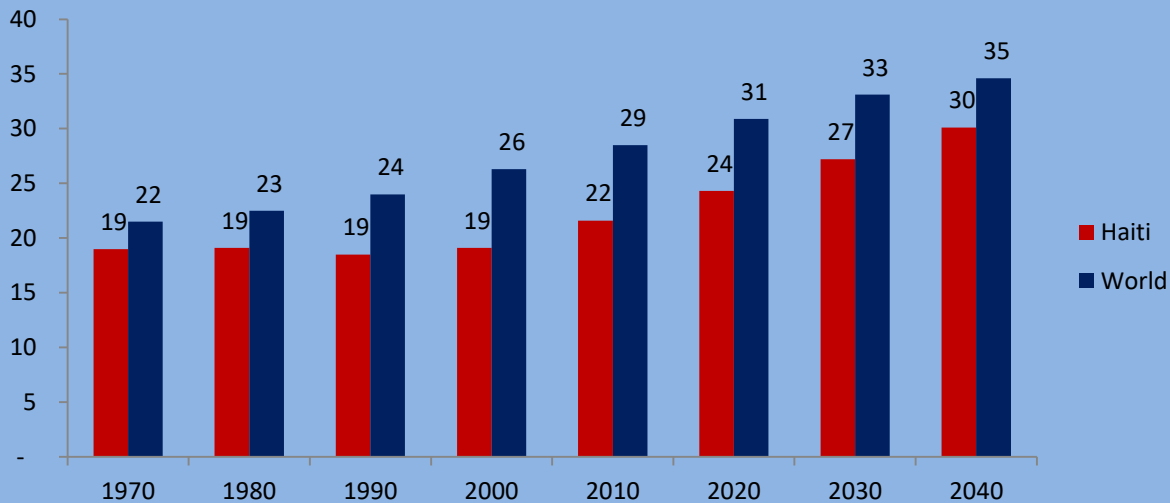
What is a dependency ratio?

An "old age" dependency ratio is the number of people age 65+ per 100 "working age" people age 20-64. It is therefore intended to measure burden on the working population to provide pensions and support for retirees.

How does Haiti compare?

The old age dependency ratio in Haiti is 9.1. This means there are 9.1 people age 65+ per 100 people age 20-64. Based on this ratio, Haiti ranks #119 out of 201 nations and territories in the world, and #17 out of 17 in the Caribbean, in terms of pressure on working populations to support retirees.

Median Age: 1970-2040



In 2015, the median age in Haiti was 23.0. The country ranks #140 out of 201 nations and territories in the world, and #17 out of 17 in the Caribbean.

Sources: United Nations Population Division, World Bank, Baxter Consulting Group calculations

Life Expectancy (Age)

At Birth



61.7

66.0

At Age 65



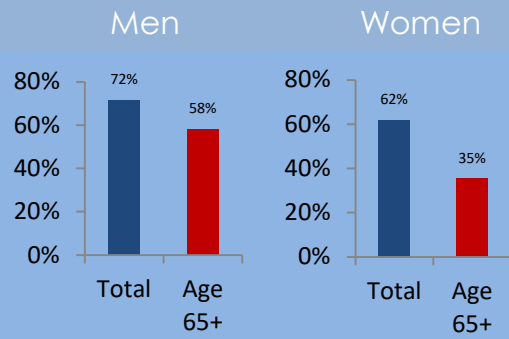
78.8

80.3

Total life expectancy at birth among all men and women born in Haiti is projected to average 63.9 from 2015-2020, ranking #167 out of 201 nations and territories in the world, and #17 out of 17 in the Caribbean.

Sources: United Nations Population Division, World Bank, the CIA World Factbook, Baxter Consulting Group calculations

Labor Force Participation Rate, 2015



The combined labor force participation rate among men and women age 65+ in Haiti was 45.4% in 2015, ranking #35 out of the 180 nations and territories for which this is measured.

Sources: International Labor Organization, Baxter Consulting Group calculations

* Caribbean includes: Antigua and Barbuda, Aruba, Bahamas, Barbados, Cuba, Curaçao, Dominican Republic, Grenada, Guadeloupe, Haiti, Jamaica, Martinique, Puerto Rico, Saint Lucia, Saint Vincent and the Grenadines, Trinidad and Tobago, United States Virgin Islands

Data Sources: United Nations Population Division, International Labor Organization, OECD, the World Bank, the CIA World Factbook, Baxter Consulting Group Calculations