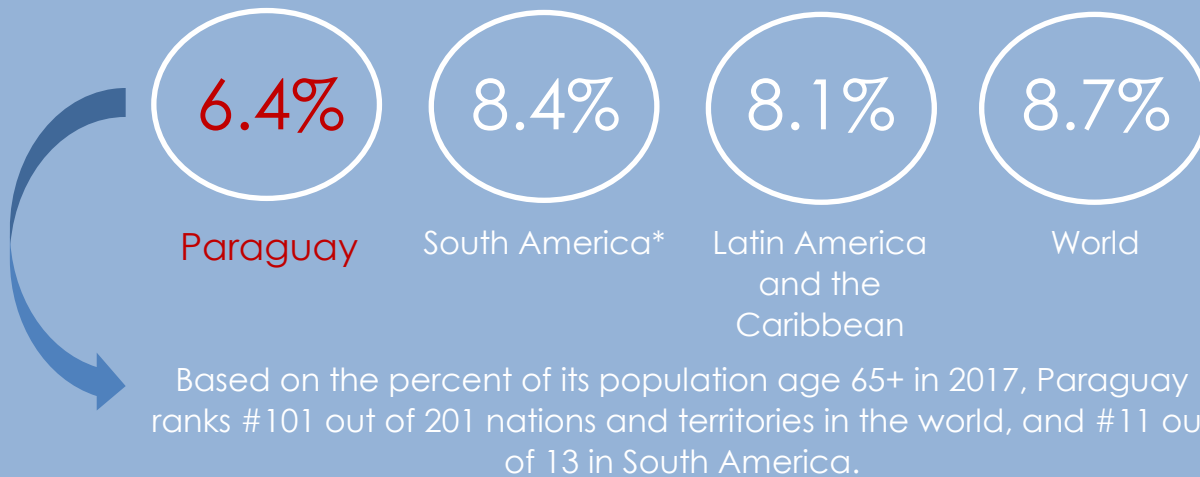
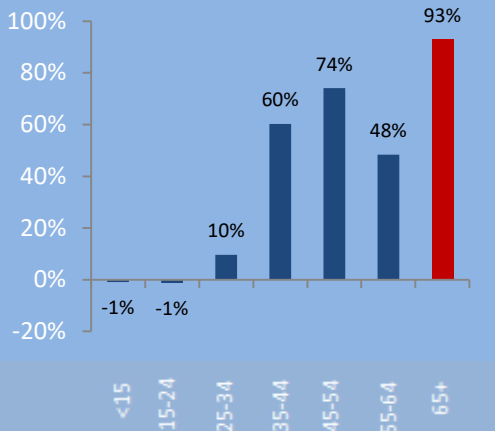


## Paraguay

Percent of Population Age 65+, 2017



Sources: United Nations Population Division, World Bank, Baxter Consulting Group calculations

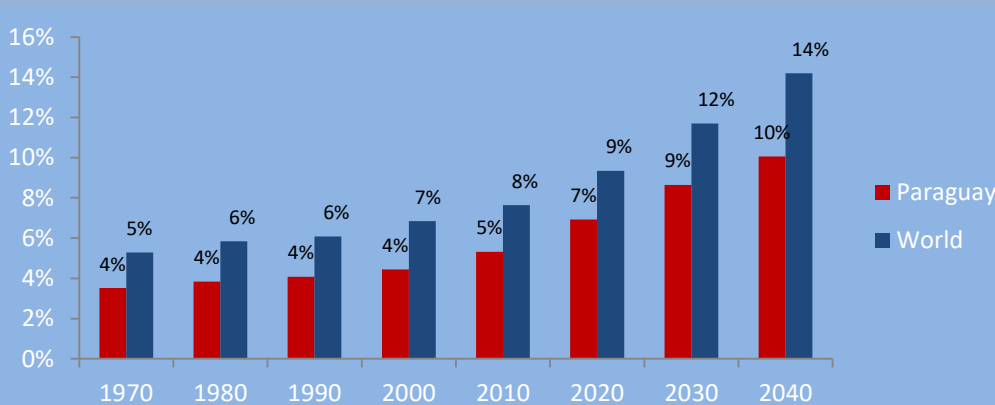


Change in Population by Age: 2015-2035

In Paraguay, the age 65+ population will increase 93% between 2015 and 2035 (compared to an 89% increase globally during this period). Meanwhile its total population will increase by just 20%. For comparison, Paraguay's age 65+ growth rate ranks #106 out of 201 nations and territories in the world, and #10 out of 13 in South America.

Sources: United Nations Population Division, World Bank, Baxter Consulting Group calculations

Percent of Population Age 65+: 1970-2040



Source: United Nations Population Division, World Bank

## "Old Age" Dependency Ratio



Paraguay

South America

Latin America  
and the  
Caribbean

World

Sources: United Nations Population Division, World Bank, Baxter Consulting Group calculations

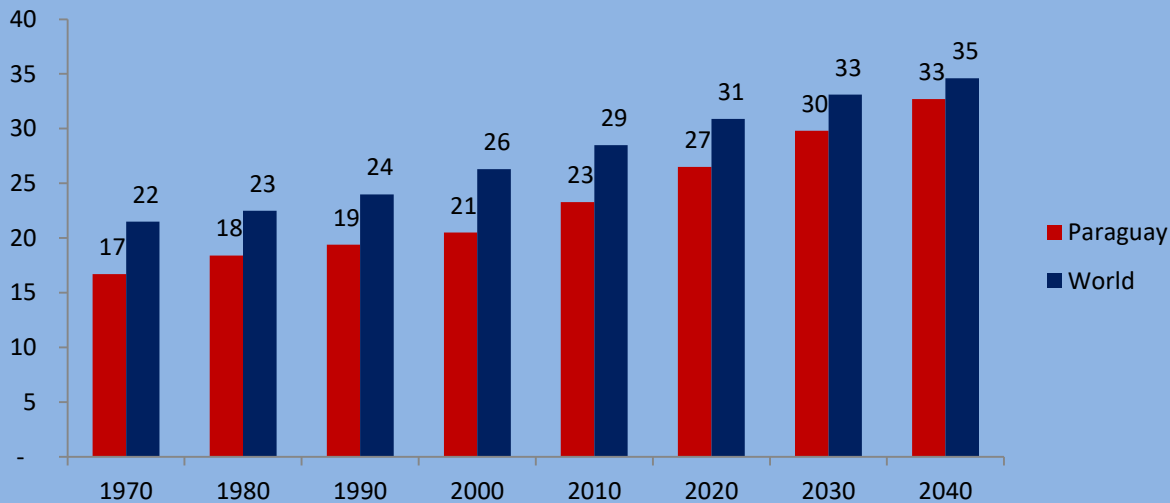
### What is a dependency ratio?

An "old age" dependency ratio is the number of people age 65+ per 100 "working age" people age 20-64. It is therefore intended to measure burden on the working population to provide pensions and support for retirees.

### How does Paraguay compare?

The old age dependency ratio in Paraguay is 11.2. This means there are 11.2 people age 65+ per 100 people age 20-64. Based on this ratio, Paraguay ranks #98 out of 201 nations and territories in the world, and #10 out of 13 in South America, in terms of pressure on working populations to support retirees.

## Median Age: 1970-2040



In 2015, the median age in Paraguay was 24.9. The country ranks #127 out of 201 nations and territories in the world, and #10 out of 13 in South America.

Sources: United Nations Population Division, World Bank, Baxter Consulting Group calculations

## Life Expectancy (Age)

At Birth



71.0

75.5

At Age 65



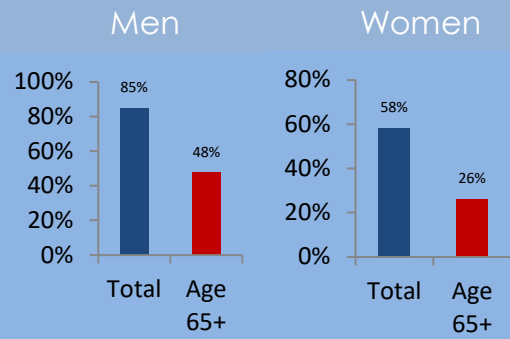
81.6

83.6

Total life expectancy at birth among all men and women born in Paraguay is projected to average 73.2 from 2015-2020, ranking #113 out of 201 nations and territories in the world, and #10 out of 13 in South America.

Sources: United Nations Population Division, World Bank, the CIA World Factbook, Baxter Consulting Group calculations

# Labor Force Participation Rate, 2015



The combined labor force participation rate among men and women age 65+ in Paraguay was 36.3% in 2015, ranking #45 out of the 180 nations and territories for which this is measured.

Sources: International Labor Organization, Baxter Consulting Group calculations

\* South America includes: Argentina, Bolivia (Plurinational State of), Brazil, Chile, Colombia, Ecuador, French Guiana, Guyana, Paraguay, Peru, Suriname, Uruguay, Venezuela (Bolivarian Republic of)

Data Sources: United Nations Population Division, International Labor Organization, OECD, the World Bank, the CIA World Factbook, Baxter Consulting Group Calculations