


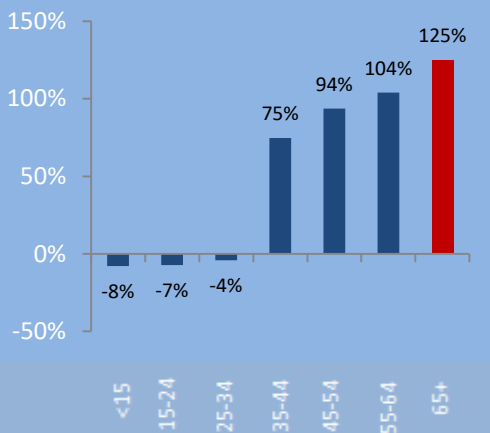
Cabo Verde

Percent of Population Age 65+, 2017



Based on the percent of its population age 65+ in 2017, Cabo Verde ranks #130 out of 201 nations and territories in the world, and #1 out of 16 in Western Africa.

Sources: United Nations Population Division, World Bank, Baxter Consulting Group calculations

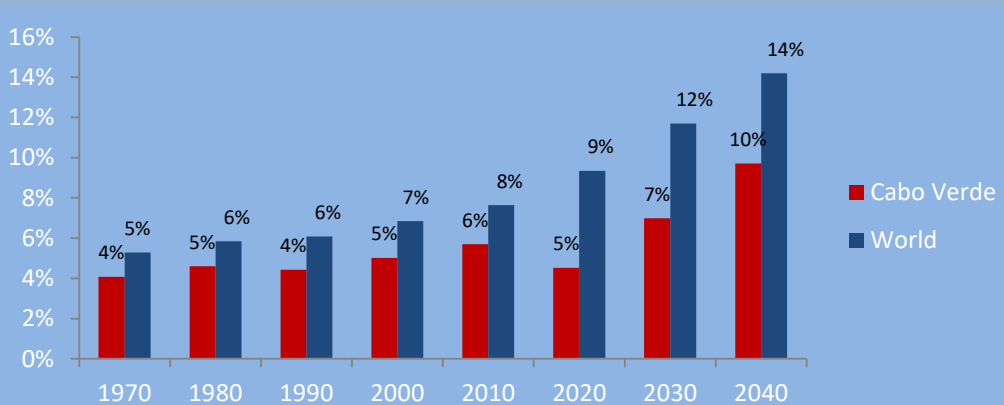


Change in Population by Age: 2015-2035

In Cabo Verde, the age 65+ population will increase 125% between 2015 and 2035 (compared to an 89% increase globally during this period). Meanwhile its total population will increase by just 21%. For comparison, Cabo Verde's age 65+ growth rate ranks #53 out of 201 nations and territories in the world, and #1 out of 16 in Western Africa.

Sources: United Nations Population Division, World Bank, Baxter Consulting Group calculations

Percent of Population Age 65+: 1970-2040



Source: United Nations Population Division, World Bank

"Old Age" Dependency Ratio



Sources: United Nations Population Division, World Bank, Baxter Consulting Group calculations

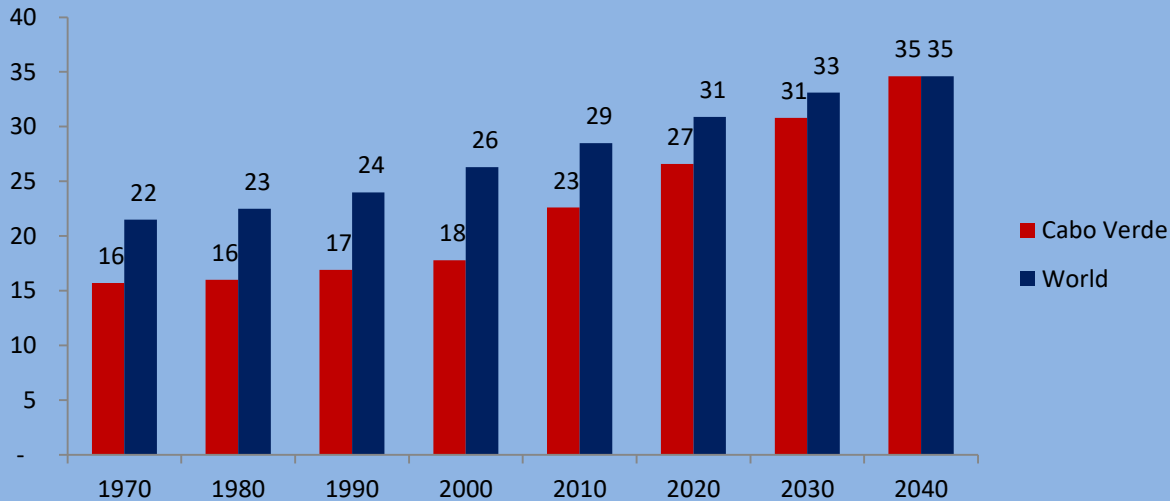
What is a dependency ratio?

An "old age" dependency ratio is the number of people age 65+ per 100 "working age" people age 20-64. It is therefore intended to measure burden on the working population to provide pensions and support for retirees.

How does Cabo Verde compare?

The old age dependency ratio in Cabo Verde is 8.3. This means there are 8.3 people age 65+ per 100 people age 20-64. Based on this ratio, Cabo Verde ranks #133 out of 201 nations and territories in the world, and #1 out of 16 in Western Africa, in terms of pressure on working populations to support retirees.

Median Age: 1970-2040



In 2015, the median age in Cabo Verde was 24.5. The country ranks #130 out of 201 nations and territories in the world, and #1 out of 16 in Western Africa.

Sources: United Nations Population Division, World Bank, Baxter Consulting Group calculations

Life Expectancy (Age)

At Birth



72.2

75.9

At Age 65



79.1

81.4

Total life expectancy at birth among all men and women born in Cabo Verde is projected to average 74.2 from 2015-2020, ranking #102 out of 201 nations and territories in the world, and #1 out of 16 in Western Africa.

Sources: United Nations Population Division, World Bank, the CIA World Factbook, Baxter Consulting Group calculations

* Western Africa includes: Benin, Burkina Faso, Cabo Verde, Côte d'Ivoire, Gambia, Ghana, Guinea, Guinea-Bissau, Liberia, Mali, Mauritania, Niger, Nigeria, Senegal, Sierra Leone, Togo

Data Sources: United Nations Population Division, International Labor Organization, OECD, the World Bank, the CIA World Factbook, Baxter Consulting Group Calculations