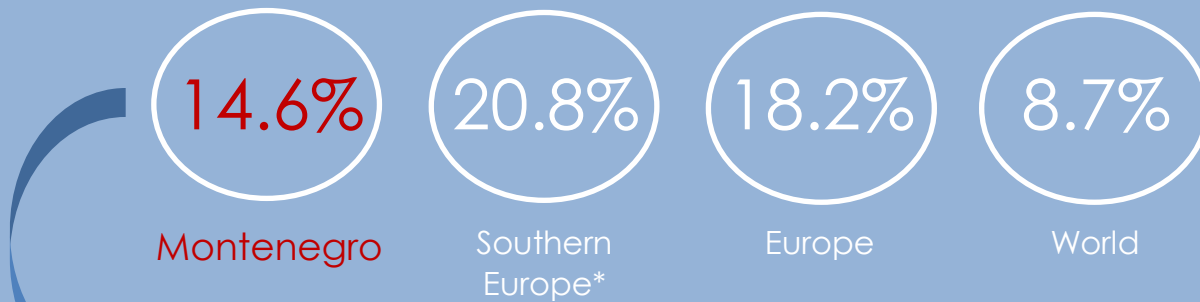


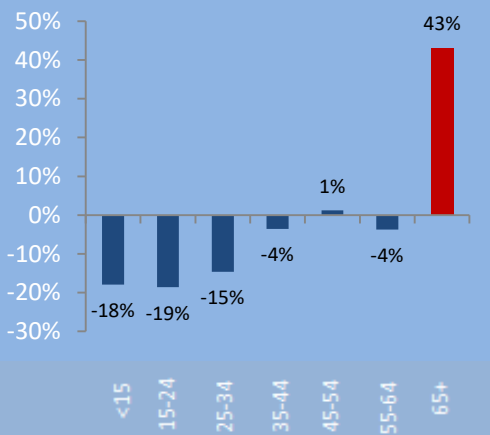
Montenegro

Percent of Population Age 65+, 2017



Based on the percent of its population age 65+ in 2017, Montenegro ranks #46 out of 201 nations and territories in the world, and #10 out of 12 in Southern Europe.

Sources: United Nations Population Division, World Bank, Baxter Consulting Group calculations

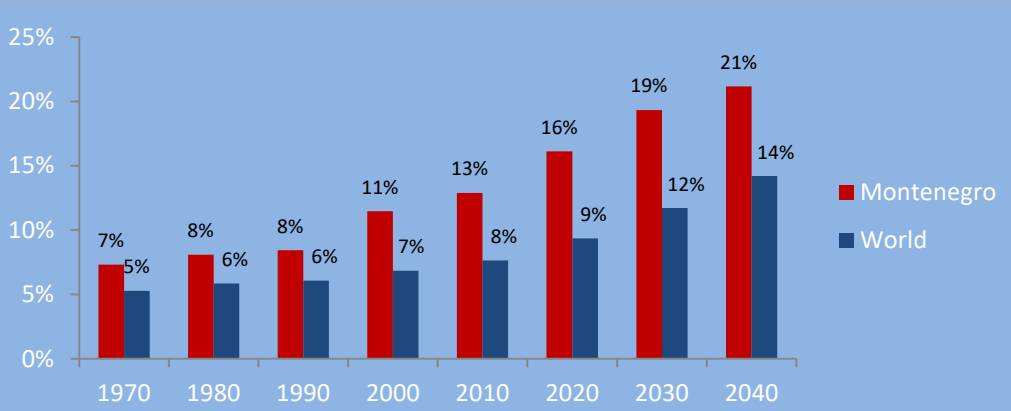


Change in Population by Age: 2015-2035

In Montenegro, the age 65+ population will increase 43% between 2015 and 2035 (compared to an 89% increase globally during this period). Meanwhile its total population will shrink 3%. For comparison, Montenegro's age 65+ growth rate ranks #174 out of 201 nations and territories in the world, and #6 out of 12 in Southern Europe.

Sources: United Nations Population Division, World Bank, Baxter Consulting Group calculations

Percent of Population Age 65+: 1970-2040



Source: United Nations Population Division, World Bank

"Old Age" Dependency Ratio



Montenegro Southern Europe Europe World

Sources: United Nations Population Division, World Bank, Baxter Consulting Group calculations

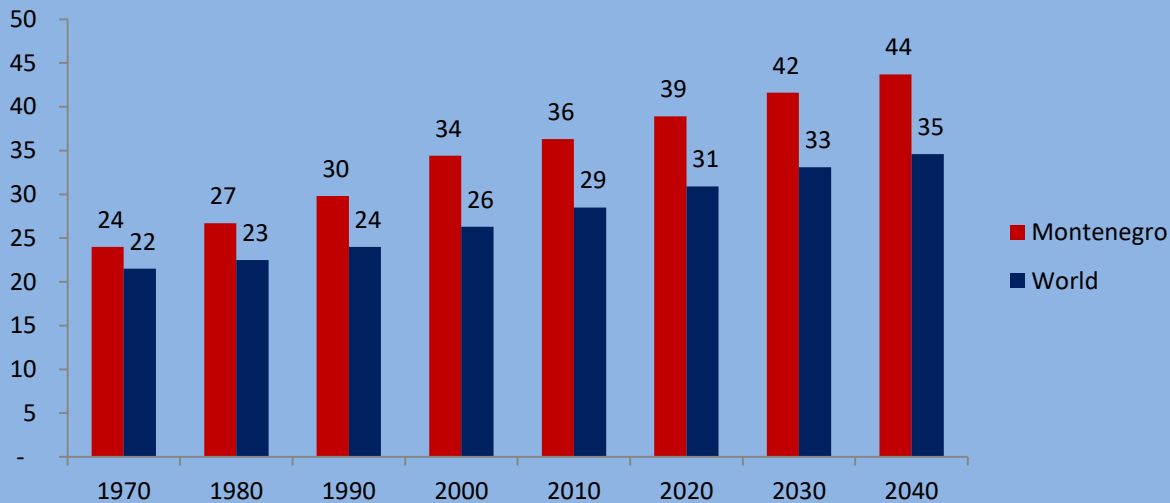
What is a dependency ratio?

An "old age" dependency ratio is the number of people age 65+ per 100 "working age" people age 20-64. It is therefore intended to measure burden on the working population to provide pensions and support for retirees.

How does Montenegro compare?

The old age dependency ratio in Montenegro is 22.4. This means there are 22.4 people age 65+ per 100 people age 20-64. Based on this ratio, Montenegro ranks #44 out of 201 nations and territories in the world, and #10 out of 12 in Southern Europe, in terms of pressure on working populations to support retirees.

Median Age: 1970-2040



In 2015, the median age in Montenegro was 37.6. The country ranks #52 out of 201 nations and territories in the world, and #10 out of 12 in Southern Europe.

Sources: United Nations Population Division, World Bank, Baxter Consulting Group calculations

Life Expectancy (Age)

At Birth



74.4

78.8

At Age 65



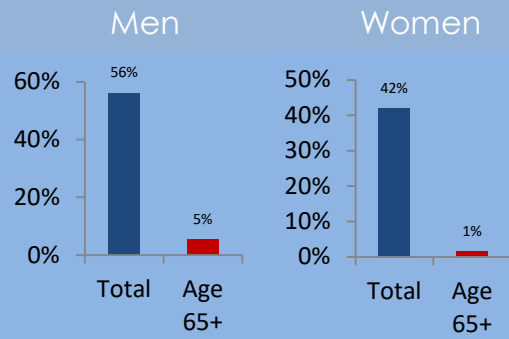
80.2

82.4

Total life expectancy at birth among all men and women born in Montenegro is projected to average 76.6 from 2015-2020, ranking #68 out of 201 nations and territories in the world, and #10 out of 12 in Southern Europe.

Sources: United Nations Population Division, World Bank, the CIA World Factbook, Baxter Consulting Group calculations

Labor Force Participation Rate, 2015



The combined labor force participation rate among men and women age 65+ in Montenegro was 3.1% in 2015, ranking #173 out of the 180 nations and territories for which this is measured.

Sources: International Labor Organization, Baxter Consulting Group calculations

* Southern Europe includes: Albania, Bosnia and Herzegovina, Croatia, Greece, Italy, Malta, Montenegro, Portugal, Serbia, Slovenia, Spain, TFYR Macedonia

Data Sources: United Nations Population Division, International Labor Organization, OECD, the World Bank, the CIA World Factbook, Baxter Consulting Group Calculations