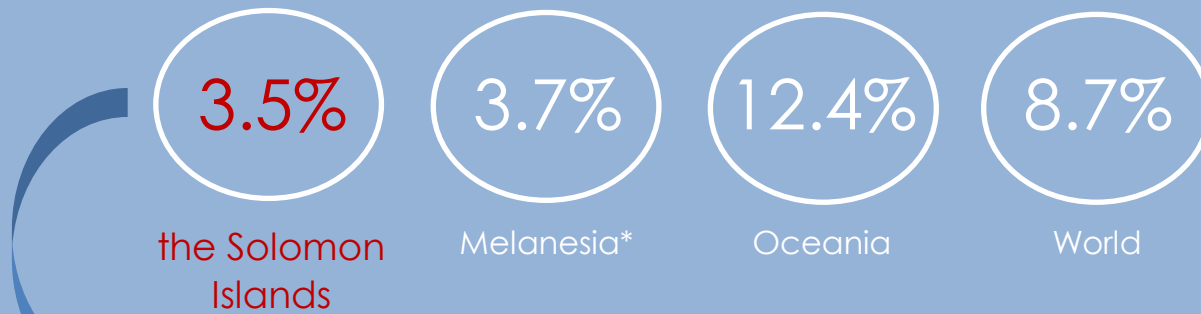


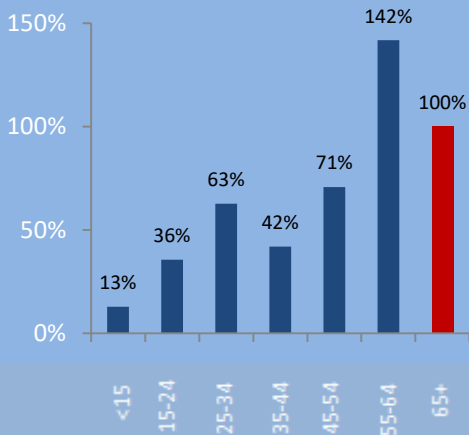
Solomon Islands

Percent of Population Age 65+, 2017



Based on the percent of its population age 65+ in 2017, the Solomon Islands ranks #151 out of 201 nations and territories in the world, and #4 out of 5 in Melanesia.

Sources: United Nations Population Division, World Bank, Baxter Consulting Group calculations

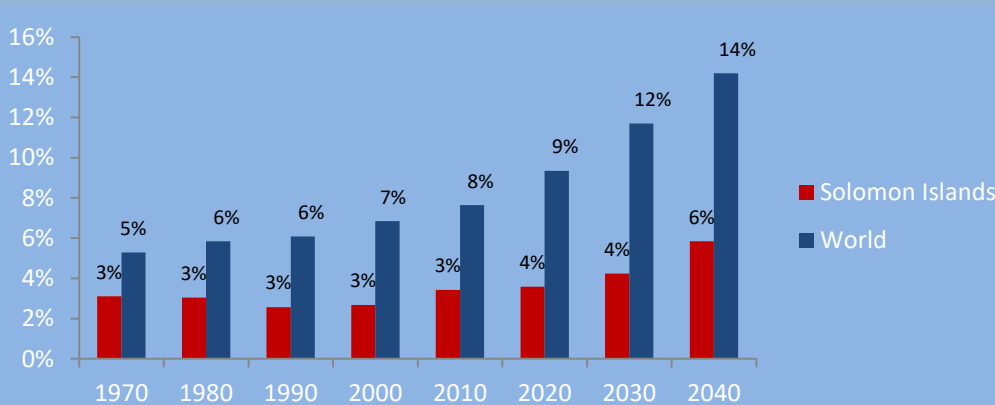


Change in Population by Age:
2015-2035

In the Solomon Islands, the age 65+ population will increase 100% between 2015 and 2035 (compared to an 89% increase globally during this period). Meanwhile its total population will increase by just 35%. For comparison, the Solomon Islands's age 65+ growth rate ranks #95 out of 201 nations and territories in the world, and #4 out of 5 in Melanesia.

Sources: United Nations Population Division, World Bank, Baxter Consulting Group calculations

Percent of Population Age 65+: 1970-2040



Source: United Nations Population Division, World Bank

"Old Age" Dependency Ratio



the Solomon Islands



Melanesia



Oceania



World

Sources: United Nations Population Division, World Bank, Baxter Consulting Group calculations

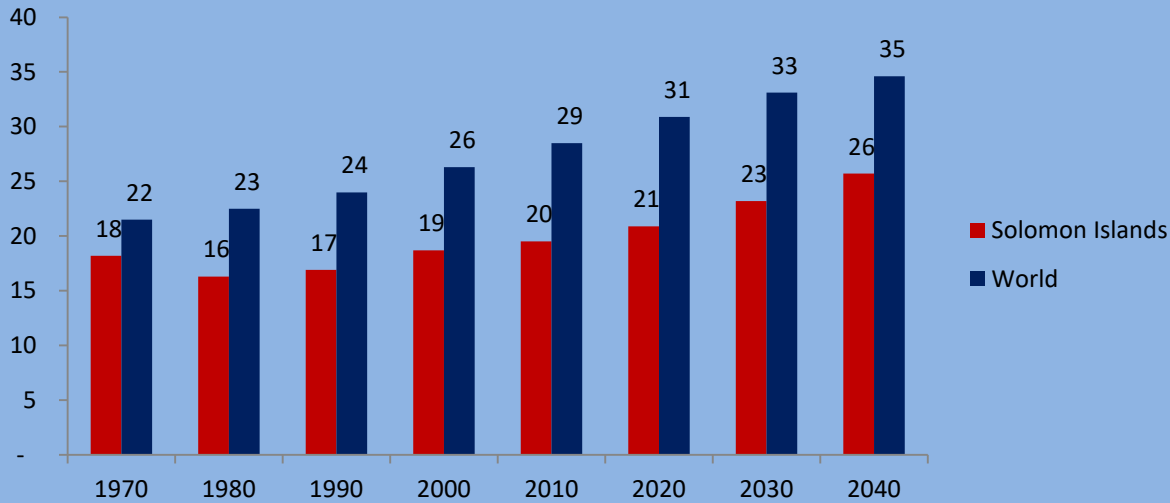
What is a dependency ratio?

An "old age" dependency ratio is the number of people age 65+ per 100 "working age" people age 20-64. It is therefore intended to measure burden on the working population to provide pensions and support for retirees.

How does the Solomon Islands compare?

The old age dependency ratio in the Solomon Islands is 7.3. This means there are 7.3 people age 65+ per 100 people age 20-64. Based on this ratio, the Solomon Islands ranks #150 out of 201 nations and territories in the world, and #4 out of 5 in Melanesia, in terms of pressure on working populations to support retirees.

Median Age: 1970-2040

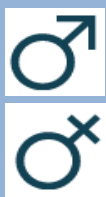


In 2015, the median age in the Solomon Islands was 19.9. The country ranks #159 out of 201 nations and territories in the world, and #5 out of 5 in Melanesia.

Sources: United Nations Population Division, World Bank, Baxter Consulting Group calculations

Life Expectancy (Age)

At Birth



67.2

70.2

At Age 65



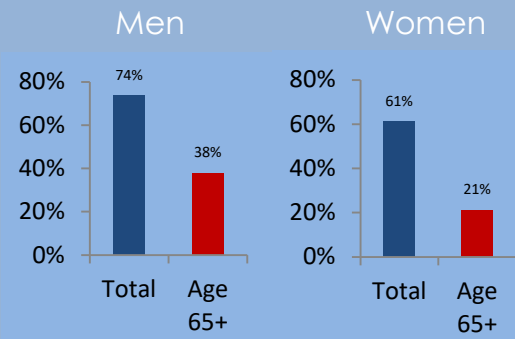
78.0

79.4

Total life expectancy at birth among all men and women born in the Solomon Islands is projected to average 68.7 from 2015-2020, ranking #145 out of 201 nations and territories in the world, and #4 out of 5 in Melanesia.

Sources: United Nations Population Division, World Bank, the CIA World Factbook, Baxter Consulting Group calculations

Labor Force Participation Rate, 2015



The combined labor force participation rate among men and women age 65+ in the Solomon Islands was 29.4% in 2015, ranking #62 out of the 180 nations and territories for which this is measured.

Sources: International Labor Organization, Baxter Consulting Group calculations

* Melanesia includes: Fiji, New Caledonia, Papua New Guinea, Solomon Islands, Vanuatu

Data Sources: United Nations Population Division, International Labor Organization, OECD, the World Bank, the CIA World Factbook, Baxter Consulting Group Calculations