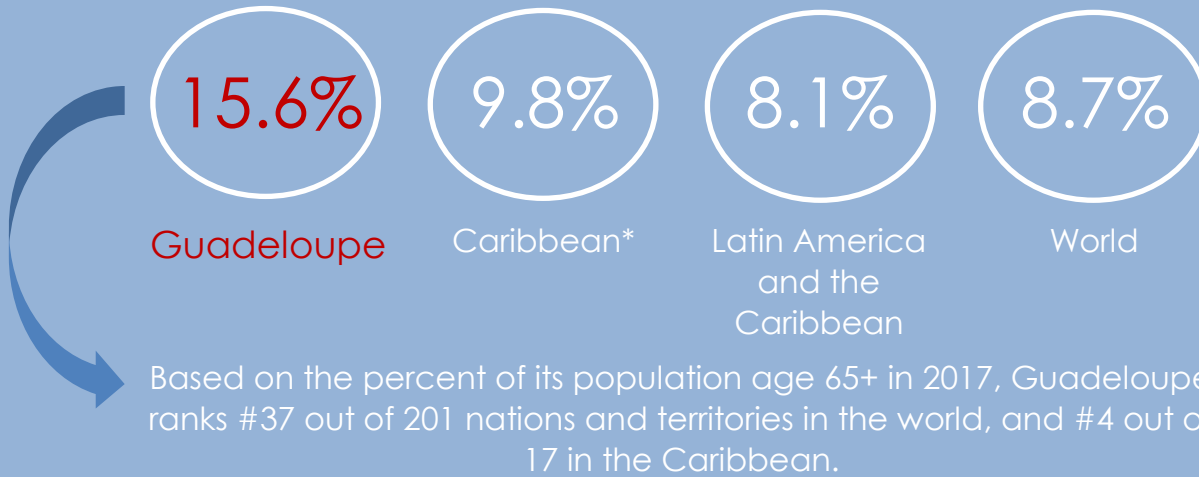
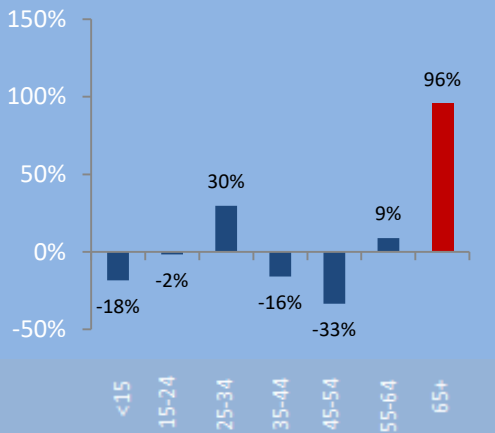


## Guadeloupe

Percent of Population Age 65+, 2017



Sources: United Nations Population Division, World Bank, Baxter Consulting Group calculations

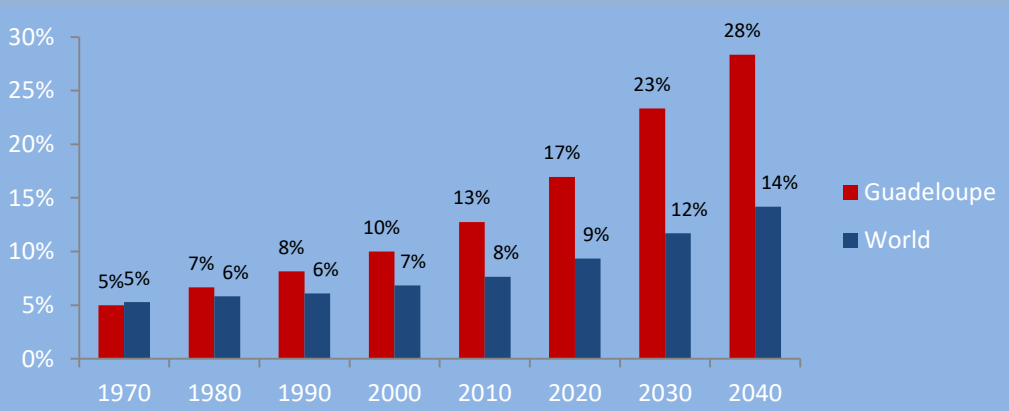


Change in Population by Age: 2015-2035

In Guadeloupe, the age 65+ population will increase 96% between 2015 and 2035 (compared to an 89% increase globally during this period). Meanwhile its total population will increase by just 4%. For comparison, Guadeloupe's age 65+ growth rate ranks #101 out of 201 nations and territories in the world, and #6 out of 17 in the Caribbean.

Sources: United Nations Population Division, World Bank, Baxter Consulting Group calculations

Percent of Population Age 65+: 1970-2040



Source: United Nations Population Division, World Bank

## "Old Age" Dependency Ratio



Guadeloupe



Caribbean



Latin America  
and the  
Caribbean



World

Sources: United Nations Population Division, World Bank, Baxter Consulting Group calculations

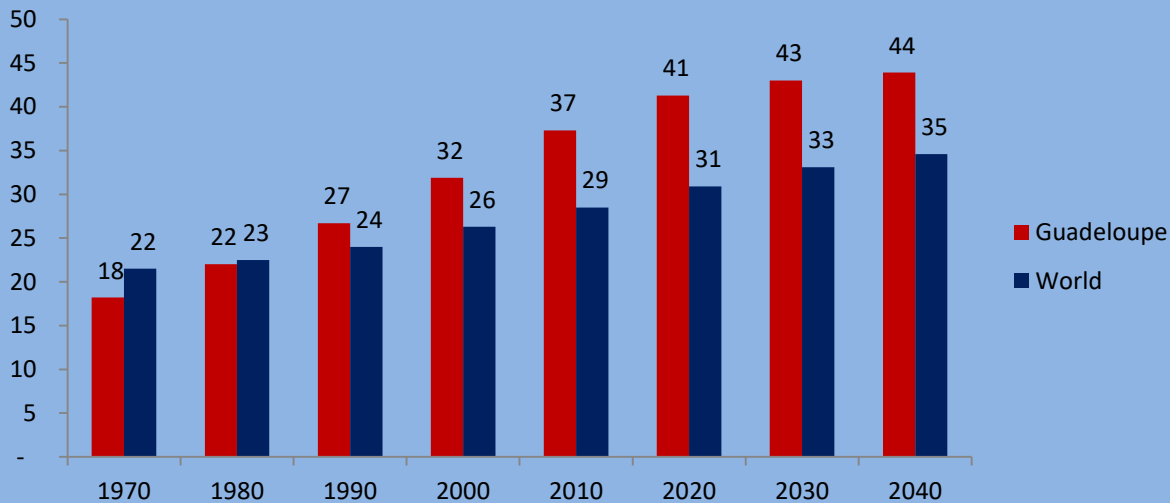
### What is a dependency ratio?

An "old age" dependency ratio is the number of people age 65+ per 100 "working age" people age 20-64. It is therefore intended to measure burden on the working population to provide pensions and support for retirees.

### How does Guadeloupe compare?

The old age dependency ratio in Guadeloupe is 25.8. This means there are 25.8 people age 65+ per 100 people age 20-64. Based on this ratio, Guadeloupe ranks #32 out of 201 nations and territories in the world, and #3 out of 17 in the Caribbean, in terms of pressure on working populations to support retirees.

## Median Age: 1970-2040



In 2015, the median age in Guadeloupe was 39.4. The country ranks #42 out of 201 nations and territories in the world, and #6 out of 17 in the Caribbean.

Sources: United Nations Population Division, World Bank, Baxter Consulting Group calculations

## Life Expectancy (Age)

At Birth



78.5

85.0

At Age 65



84.4

88.2

Total life expectancy at birth among all men and women born in Guadeloupe is projected to average 82.0 from 2015-2020, ranking #21 out of 201 nations and territories in the world, and #2 out of 17 in the Caribbean.

Sources: United Nations Population Division, World Bank, the CIA World Factbook, Baxter Consulting Group calculations

\* Caribbean includes: Antigua and Barbuda, Aruba, Bahamas, Barbados, Cuba, Curaçao, Dominican Republic, Grenada, Guadeloupe, Haiti, Jamaica, Martinique, Puerto Rico, Saint Lucia, Saint Vincent and the Grenadines, Trinidad and Tobago, United States Virgin Islands

Data Sources: United Nations Population Division, International Labor Organization, OECD, the World Bank, the CIA World Factbook, Baxter Consulting Group Calculations