


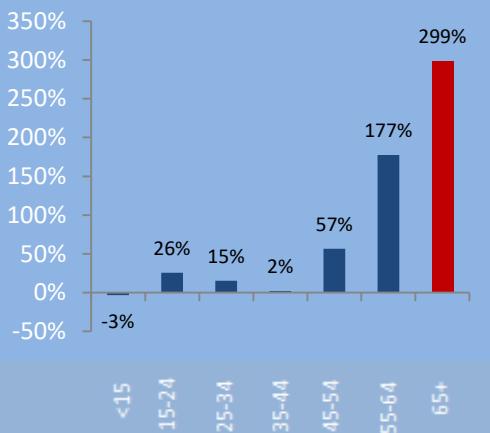
## Saudi Arabia

Percent of Population Age 65+, 2017



Based on the percent of its population age 65+ in 2017, Saudi Arabia ranks #167 out of 201 nations and territories in the world, and #11 out of 18 in Western Asia.

Sources: United Nations Population Division, World Bank, Baxter Consulting Group calculations

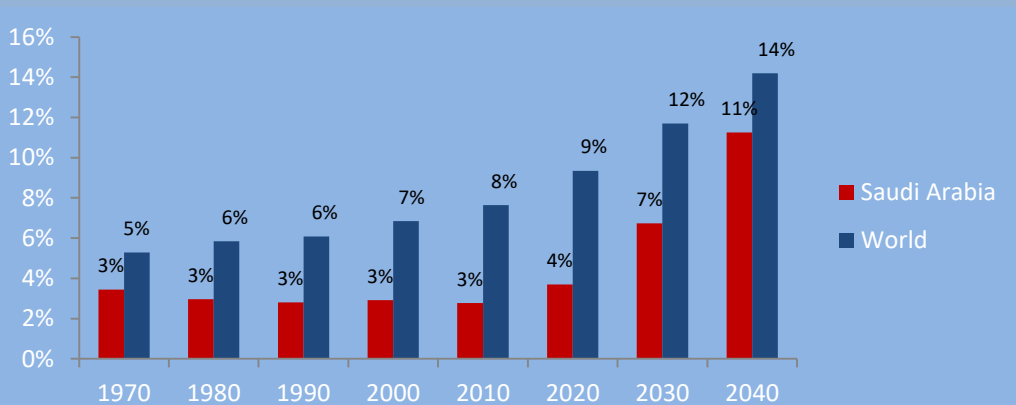


Change in Population by Age: 2015-2035

In Saudi Arabia, the age 65+ population will increase 299% between 2015 and 2035 (compared to an 89% increase globally during this period). Meanwhile its total population will increase by just 26%. For comparison, Saudi Arabia's age 65+ growth rate ranks #7 out of 201 nations and territories in the world, and #5 out of 18 in Western Asia.

Sources: United Nations Population Division, World Bank, Baxter Consulting Group calculations

Percent of Population Age 65+: 1970-2040



Source: United Nations Population Division, World Bank

## "Old Age" Dependency Ratio



Saudi Arabia



Western Asia



Asia



World

Sources: United Nations Population Division, World Bank, Baxter Consulting Group calculations

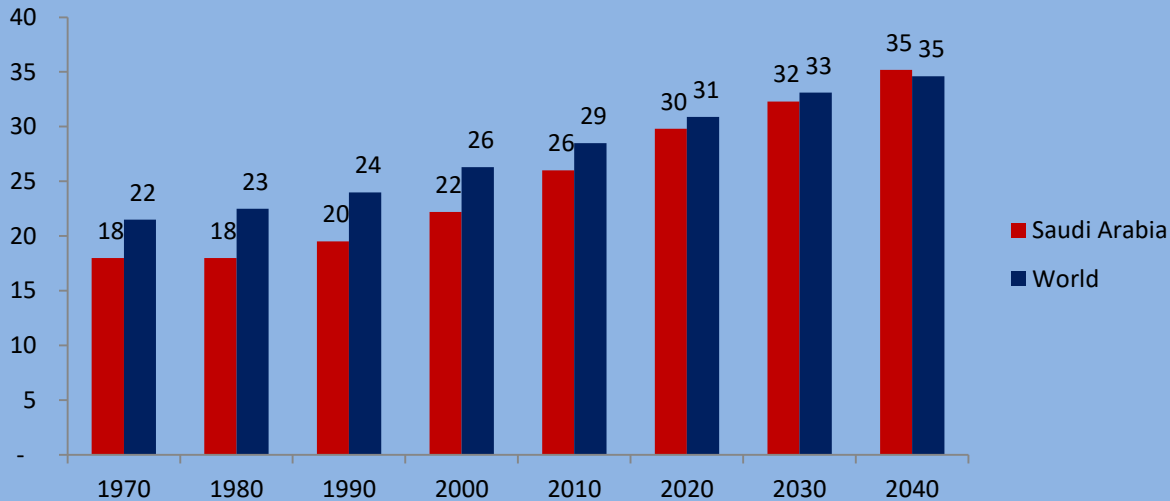
### What is a dependency ratio?

An "old age" dependency ratio is the number of people age 65+ per 100 "working age" people age 20-64. It is therefore intended to measure burden on the working population to provide pensions and support for retirees.

### How does Saudi Arabia compare?

The old age dependency ratio in Saudi Arabia is 4.7. This means there are 4.7 people age 65+ per 100 people age 20-64. Based on this ratio, Saudi Arabia ranks #195 out of 201 nations and territories in the world, and #13 out of 18 in Western Asia, in terms of pressure on working populations to support retirees.

## Median Age: 1970-2040



In 2015, the median age in Saudi Arabia was 28.3. The country ranks #103 out of 201 nations and territories in the world, and #13 out of 18 in Western Asia.

Sources: United Nations Population Division, World Bank, Baxter Consulting Group calculations

## Life Expectancy (Age)

At Birth



73.5



76.3

At Age 65



79.3

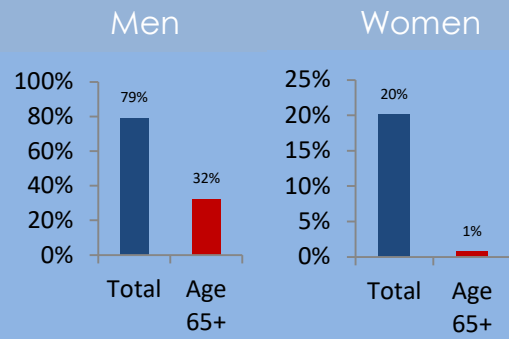


81.3

Total life expectancy at birth among all men and women born in Saudi Arabia is projected to average 74.8 from 2015-2020, ranking #96 out of 201 nations and territories in the world, and #12 out of 18 in Western Asia.

Sources: United Nations Population Division, World Bank, the CIA World Factbook, Baxter Consulting Group calculations

## Labor Force Participation Rate, 2015



The combined labor force participation rate among men and women age 65+ in Saudi Arabia was 15.8% in 2015, ranking #105 out of the 180 nations and territories for which this is measured.

Sources: International Labor Organization, Baxter Consulting Group calculations

## Retirement Age, 2014



Age

45

Rank

#48 highest out of 51 OECD members and partners.

45

#48 highest out of 51 OECD members and partners.

Sources: OECD, United Nations Population Division, Baxter Consulting Group calculations

\* Western Asia includes: Armenia, Azerbaijan, Bahrain, Cyprus, Georgia, Iraq, Israel, Jordan, Kuwait, Lebanon, Oman, Qatar, Saudi Arabia, State of Palestine, Syrian Arab Republic, Turkey, United Arab Emirates, Yemen

Data Sources: United Nations Population Division, International Labor Organization, OECD, the World Bank, the CIA World Factbook, Baxter Consulting Group Calculations