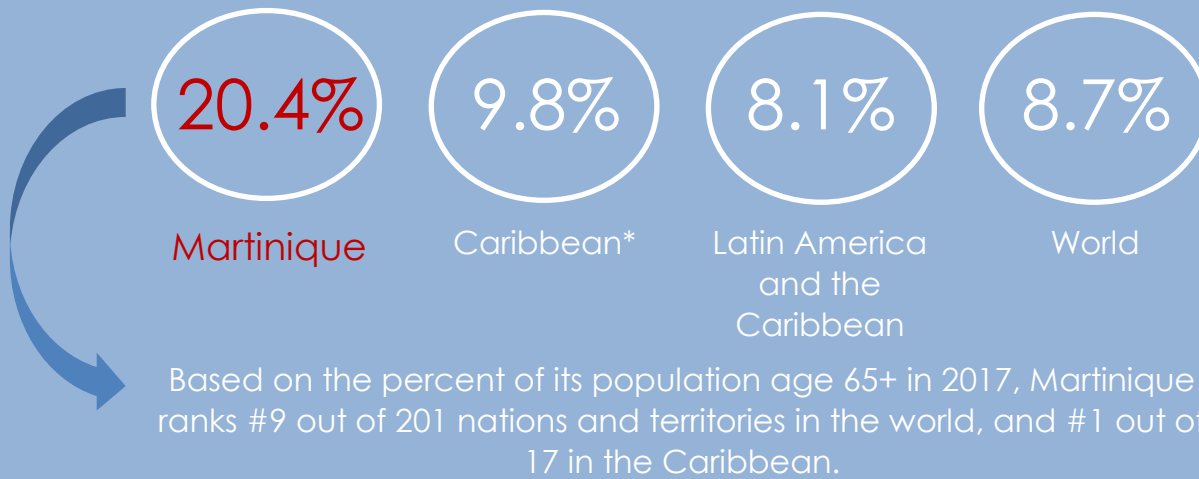
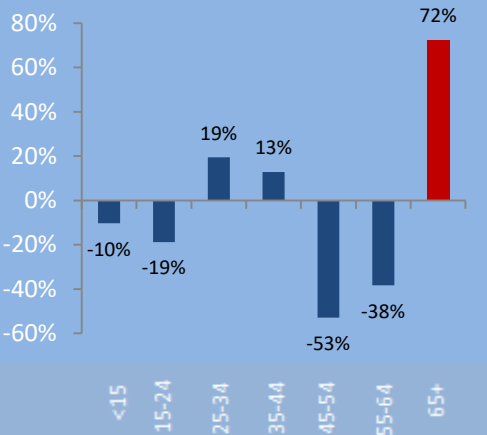


Martinique

Percent of Population Age 65+, 2017



Sources: United Nations Population Division, World Bank, Baxter Consulting Group calculations

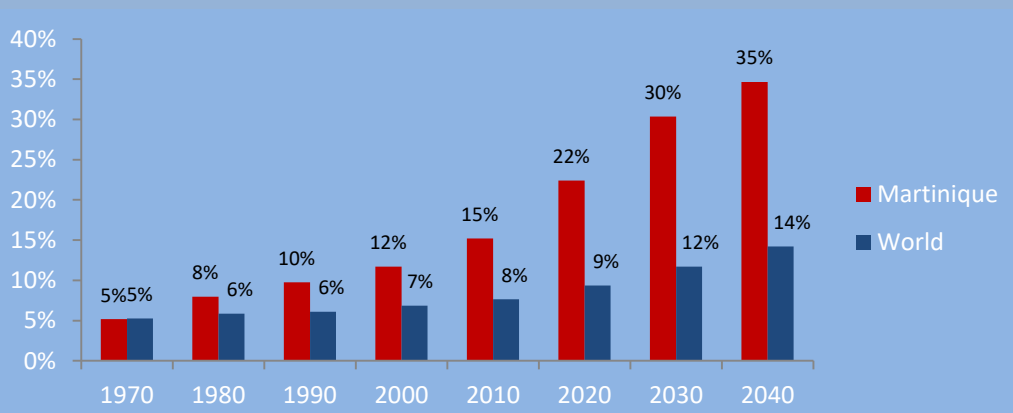


Change in Population by Age: 2015-2035

In Martinique, the age 65+ population will increase 72% between 2015 and 2035 (compared to an 89% increase globally during this period). Meanwhile its total population will shrink 3%. For comparison, Martinique's age 65+ growth rate ranks #144 out of 201 nations and territories in the world, and #13 out of 17 in the Caribbean.

Sources: United Nations Population Division, World Bank, Baxter Consulting Group calculations

Percent of Population Age 65+: 1970-2040



Source: United Nations Population Division, World Bank

"Old Age" Dependency Ratio



Martinique

Caribbean

Latin America
and the
Caribbean

World

Sources: United Nations Population Division, World Bank, Baxter Consulting Group calculations

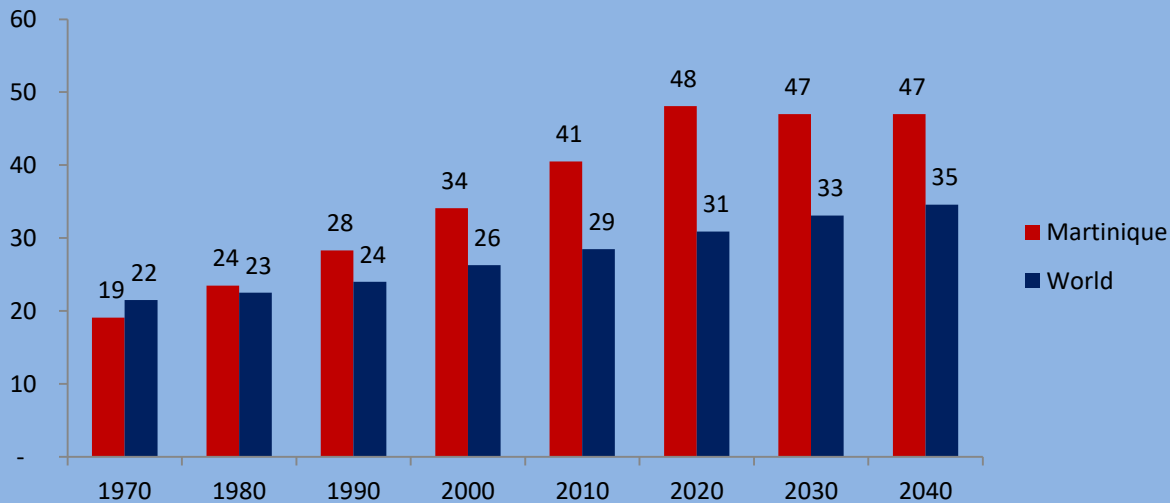
What is a dependency ratio?

An "old age" dependency ratio is the number of people age 65+ per 100 "working age" people age 20-64. It is therefore intended to measure burden on the working population to provide pensions and support for retirees.

How does Martinique compare?

The old age dependency ratio in Martinique is 33.1. This means there are 33.1 people age 65+ per 100 people age 20-64. Based on this ratio, Martinique ranks #9 out of 201 nations and territories in the world, and #1 out of 17 in the Caribbean, in terms of pressure on working populations to support retirees.

Median Age: 1970-2040



In 2015, the median age in Martinique was 46.1. The country ranks #3 out of 201 nations and territories in the world, and #1 out of 17 in the Caribbean.

Sources: United Nations Population Division, World Bank, Baxter Consulting Group calculations

Life Expectancy (Age)

At Birth



79.5

85.5

At Age 65



84.2

88.2

Total life expectancy at birth among all men and women born in Martinique is projected to average 82.6 from 2015-2020, ranking #15 out of 201 nations and territories in the world, and #1 out of 17 in the Caribbean.

Sources: United Nations Population Division, World Bank, the CIA World Factbook, Baxter Consulting Group calculations

* Caribbean includes: Antigua and Barbuda, Aruba, Bahamas, Barbados, Cuba, Curaçao, Dominican Republic, Grenada, Guadeloupe, Haiti, Jamaica, Martinique, Puerto Rico, Saint Lucia, Saint Vincent and the Grenadines, Trinidad and Tobago, United States Virgin Islands

Data Sources: United Nations Population Division, International Labor Organization, OECD, the World Bank, the CIA World Factbook, Baxter Consulting Group Calculations