

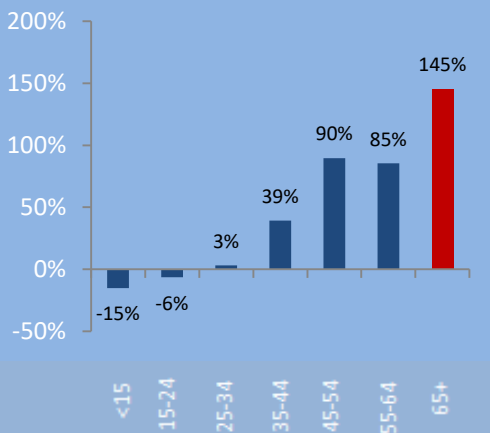
Nicaragua

Percent of Population Age 65+, 2017



Based on the percent of its population age 65+ in 2017, Nicaragua ranks #112 out of 201 nations and territories in the world, and #5 out of 8 in Central America.

Sources: United Nations Population Division, World Bank, Baxter Consulting Group calculations

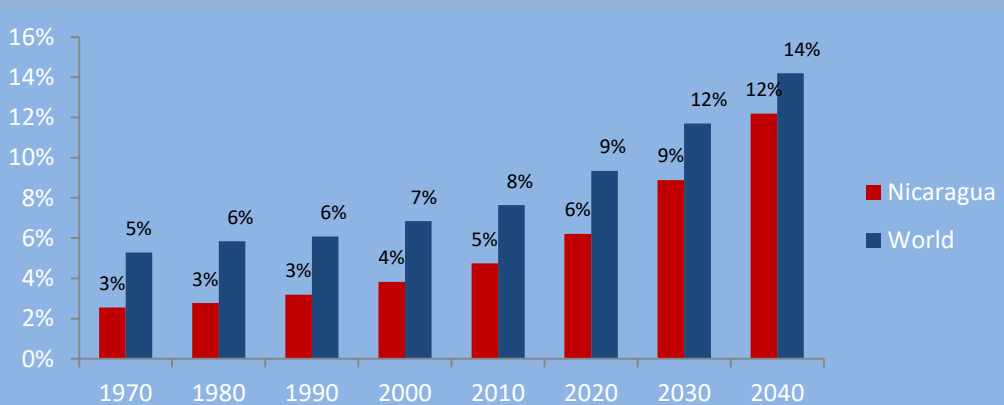


Change in Population by Age: 2015-2035

In Nicaragua, the age 65+ population will increase 145% between 2015 and 2035 (compared to an 89% increase globally during this period). Meanwhile its total population will increase by just 17%. For comparison, Nicaragua's age 65+ growth rate ranks #31 out of 201 nations and territories in the world, and #2 out of 8 in Central America.

Sources: United Nations Population Division, World Bank, Baxter Consulting Group calculations

Percent of Population Age 65+: 1970-2040



Source: United Nations Population Division, World Bank

"Old Age" Dependency Ratio



Nicaragua



Central America



Latin America
and the
Caribbean



World

Sources: United Nations Population Division, World Bank, Baxter Consulting Group calculations

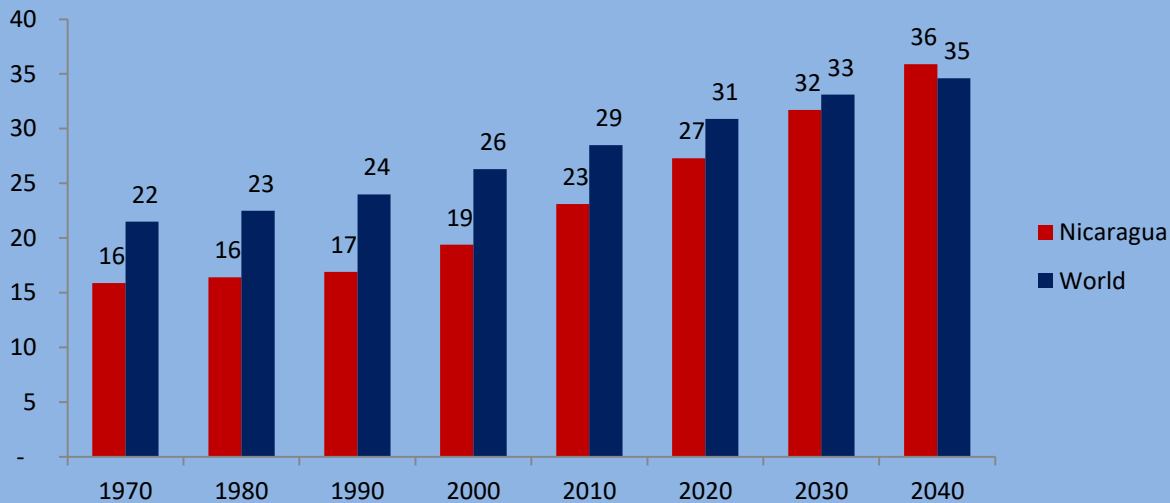
What is a dependency ratio?

An "old age" dependency ratio is the number of people age 65+ per 100 "working age" people age 20-64. It is therefore intended to measure burden on the working population to provide pensions and support for retirees.

How does Nicaragua compare?

The old age dependency ratio in Nicaragua is 9.3. This means there are 9.3 people age 65+ per 100 people age 20-64. Based on this ratio, Nicaragua ranks #114 out of 201 nations and territories in the world, and #6 out of 8 in Central America, in terms of pressure on working populations to support retirees.

Median Age: 1970-2040



In 2015, the median age in Nicaragua was 25.2. The country ranks #125 out of 201 nations and territories in the world, and #5 out of 8 in Central America.

Sources: United Nations Population Division, World Bank, Baxter Consulting Group calculations

Life Expectancy (Age)

At Birth



72.9

78.8

At Age 65



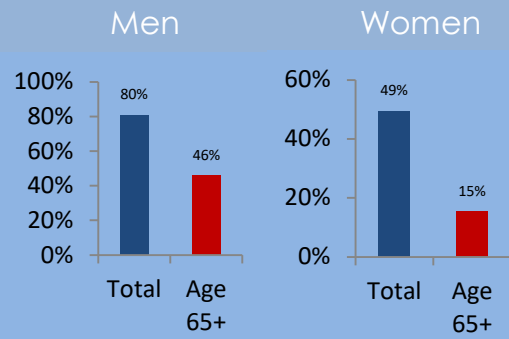
83.1

85.3

Total life expectancy at birth among all men and women born in Nicaragua is projected to average 75.9 from 2015-2020, ranking #77 out of 201 nations and territories in the world, and #4 out of 8 in Central America.

Sources: United Nations Population Division, World Bank, the CIA World Factbook, Baxter Consulting Group calculations

Labor Force Participation Rate, 2015



The combined labor force participation rate among men and women age 65+ in Nicaragua was 28.6% in 2015, ranking #63 out of the 180 nations and territories for which this is measured.

Sources: International Labor Organization, Baxter Consulting Group calculations

* Central America includes: Belize, Costa Rica, El Salvador, Guatemala, Honduras, Mexico, Nicaragua, Panama

Data Sources: United Nations Population Division, International Labor Organization, OECD, the World Bank, the CIA World Factbook, Baxter Consulting Group Calculations