


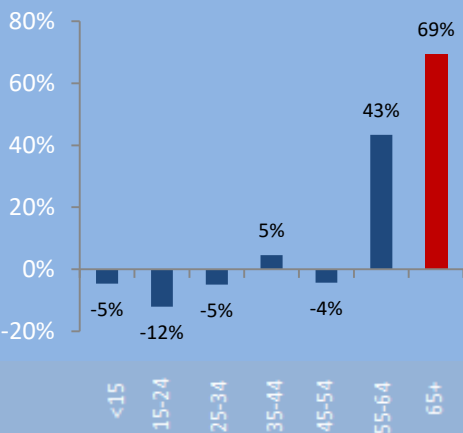
## Dem. People's Republic of Korea

Percent of Population Age 65+, 2017



Based on the percent of its population age 65+ in 2017, North Korea ranks #75 out of 201 nations and territories in the world, and #7 out of 8 in Eastern Asia.

Sources: United Nations Population Division, World Bank, Baxter Consulting Group calculations

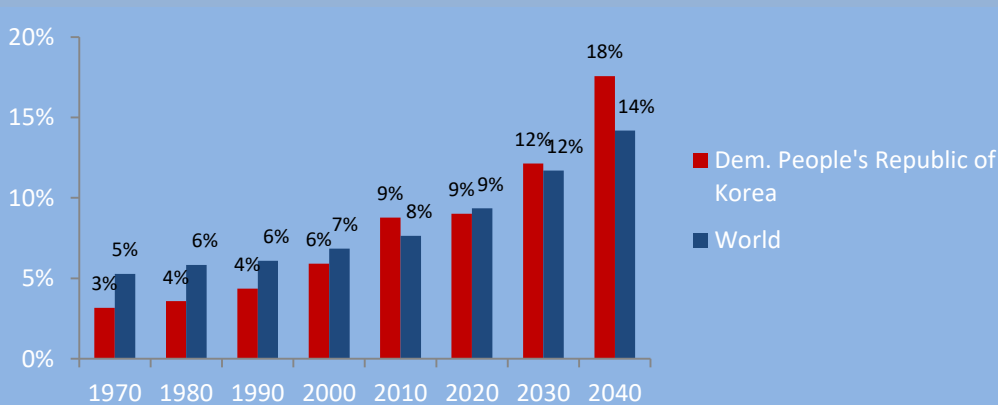


Change in Population by Age: 2015-2035

In North Korea, the age 65+ population will increase 69% between 2015 and 2035 (compared to an 89% increase globally during this period). Meanwhile its total population will increase by just 6%. For comparison, North Korea's age 65+ growth rate ranks #146 out of 201 nations and territories in the world, and #7 out of 8 in Eastern Asia.

Sources: United Nations Population Division, World Bank, Baxter Consulting Group calculations

Percent of Population Age 65+: 1970-2040



Source: United Nations Population Division, World Bank

## "Old Age" Dependency Ratio



North Korea

Eastern Asia

Asia

World

Sources: United Nations Population Division, World Bank, Baxter Consulting Group calculations

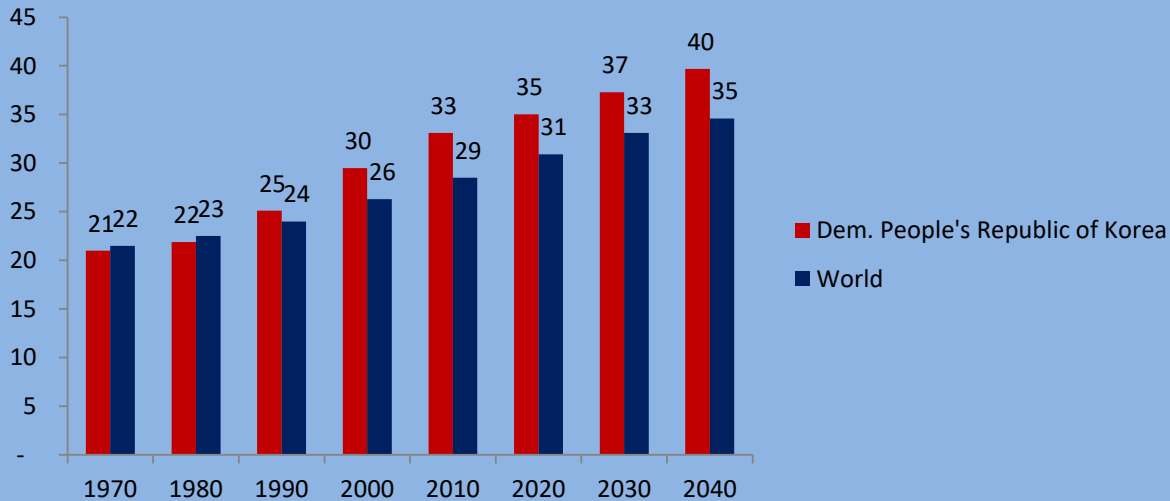
### What is a dependency ratio?

An "old age" dependency ratio is the number of people age 65+ per 100 "working age" people age 20-64. It is therefore intended to measure burden on the working population to provide pensions and support for retirees.

### How does North Korea compare?

The old age dependency ratio in North Korea is 15.5. This means there are 15.5 people age 65+ per 100 people age 20-64. Based on this ratio, North Korea ranks #69 out of 201 nations and territories in the world, and #5 out of 8 in Eastern Asia, in terms of pressure on working populations to support retirees.

## Median Age: 1970-2040



In 2015, the median age in North Korea was 33.9. The country ranks #68 out of 201 nations and territories in the world, and #7 out of 8 in Eastern Asia.

Sources: United Nations Population Division, World Bank, Baxter Consulting Group calculations

## Life Expectancy (Age)

At Birth



67.5

74.5

At Age 65



76.0

81.0

Total life expectancy at birth among all men and women born in North Korea is projected to average 71.1 from 2015-2020, ranking #124 out of 201 nations and territories in the world, and #7 out of 8 in Eastern Asia.

Sources: United Nations Population Division, World Bank, the CIA World Factbook, Baxter Consulting Group calculations

\* Eastern Asia includes: China, China, Hong Kong (China), Macao SAR, Dem. People's Republic of Korea, Japan, Mongolia, Republic of Korea, Taiwan (China)

Data Sources: United Nations Population Division, International Labor Organization, OECD, the World Bank, the CIA World Factbook, Baxter Consulting Group Calculations