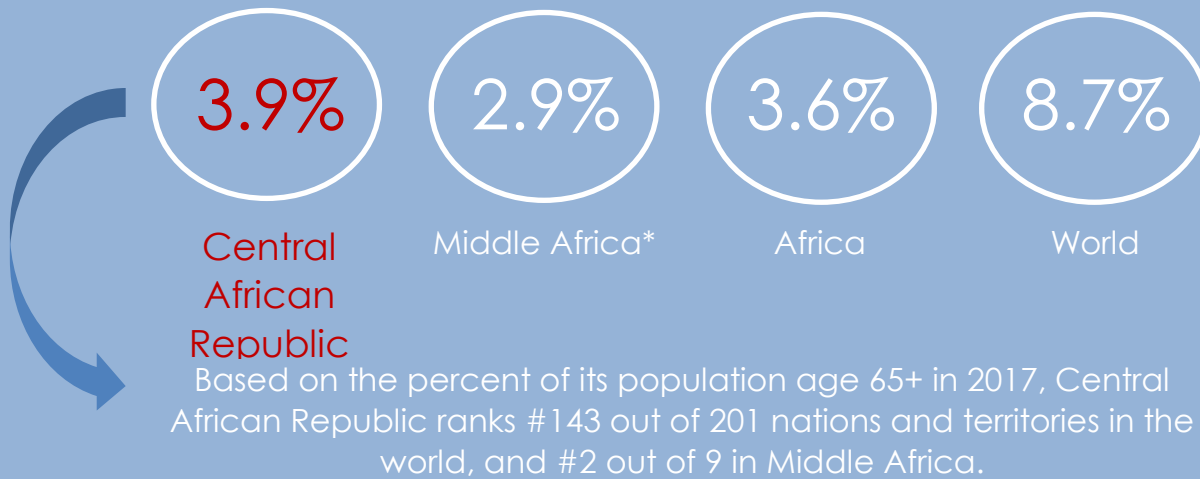
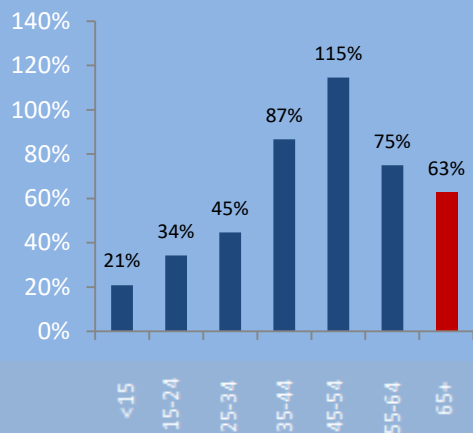


Central African Republic

Percent of Population Age 65+, 2017



Sources: United Nations Population Division, World Bank, Baxter Consulting Group calculations

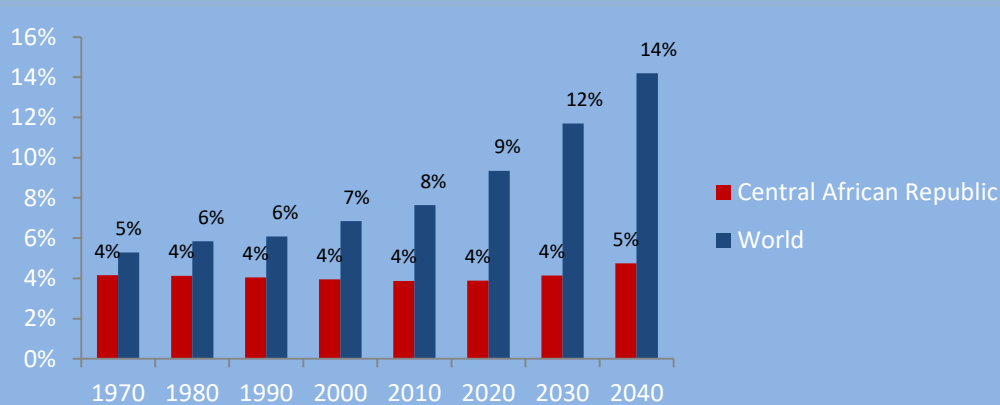


Change in Population by Age: 2015-2035

In Central African Republic, the age 65+ population will increase 63% between 2015 and 2035 (compared to an 89% increase globally during this period). Meanwhile its total population will increase by just 38%. For comparison, Central African Republic's age 65+ growth rate ranks #157 out of 201 nations and territories in the world, and #9 out of 9 in Middle Africa.

Sources: United Nations Population Division, World Bank, Baxter Consulting Group calculations

Percent of Population Age 65+: 1970-2040



Source: United Nations Population Division, World Bank

"Old Age" Dependency Ratio



Central African Republic



Middle Africa



Africa



World

Sources: United Nations Population Division, World Bank, Baxter Consulting Group calculations

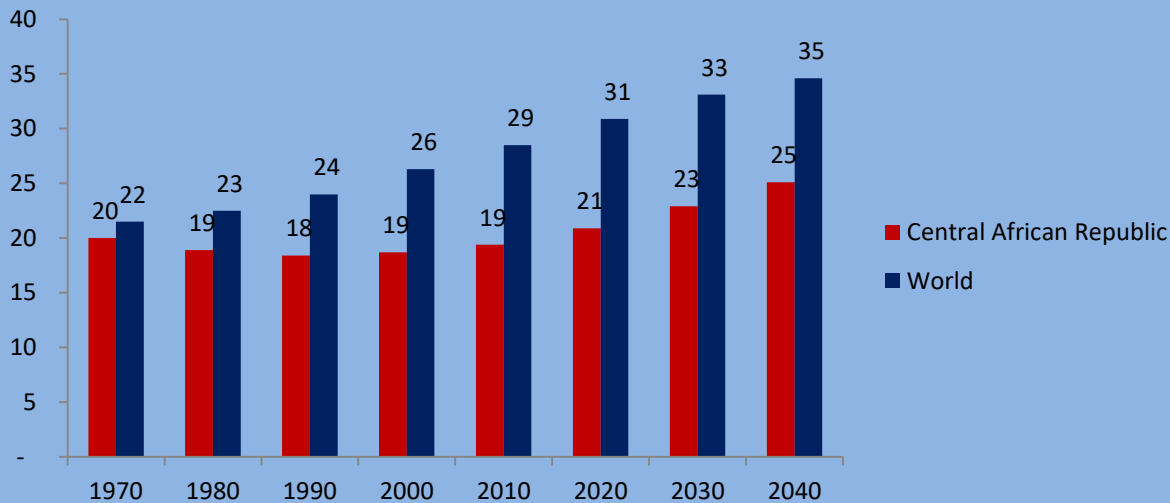
What is a dependency ratio?

An "old age" dependency ratio is the number of people age 65+ per 100 "working age" people age 20-64. It is therefore intended to measure burden on the working population to provide pensions and support for retirees.

How does Central African Republic compare?

The old age dependency ratio in Central African Republic is 8.3. This means there are 8.3 people age 65+ per 100 people age 20-64. Based on this ratio, Central African Republic ranks #133 out of 201 nations and territories in the world, and #3 out of 9 in Middle Africa, in terms of pressure on working populations to support retirees.

Median Age: 1970-2040



In 2015, the median age in Central African Republic was 20.0. The country ranks #158 out of 201 nations and territories in the world, and #3 out of 9 in Middle Africa.

Sources: United Nations Population Division, World Bank, Baxter Consulting Group calculations

Life Expectancy (Age)

At Birth



51.1

55.5

At Age 65



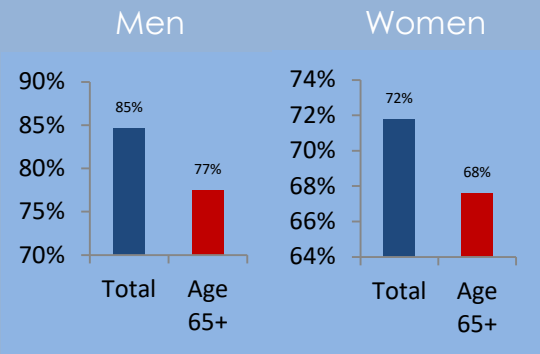
77.3

78.5

Total life expectancy at birth among all men and women born in Central African Republic is projected to average 53.3 from 2015-2020, ranking #196 out of 201 nations and territories in the world, and #8 out of 9 in Middle Africa.

Sources: United Nations Population Division, World Bank, the CIA World Factbook, Baxter Consulting Group calculations

Labor Force Participation Rate, 2015



The combined labor force participation rate among men and women age 65+ in Central African Republic was 71.9% in 2015, ranking #2 out of the 180 nations and territories for which this is measured.

Sources: International Labor Organization, Baxter Consulting Group calculations

* Middle Africa includes: Angola, Cameroon, Central African Republic, Chad, Congo, Democratic Republic of the Congo, Equatorial Guinea, Gabon, Sao Tome and Principe

Data Sources: United Nations Population Division, International Labor Organization, OECD, the World Bank, the CIA World Factbook, Baxter Consulting Group Calculations