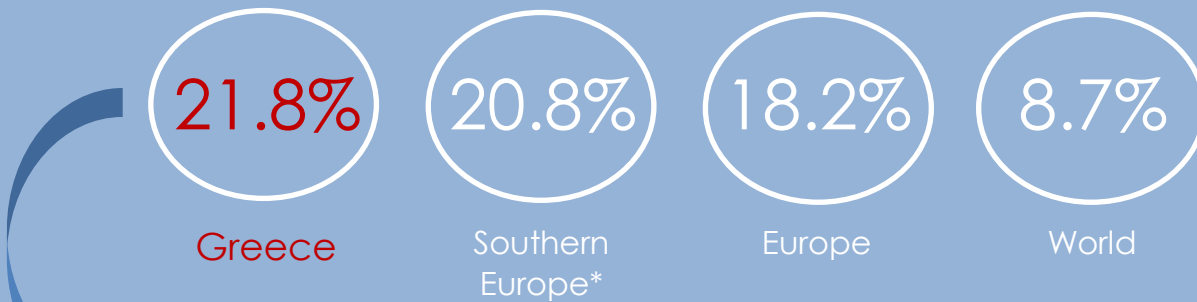


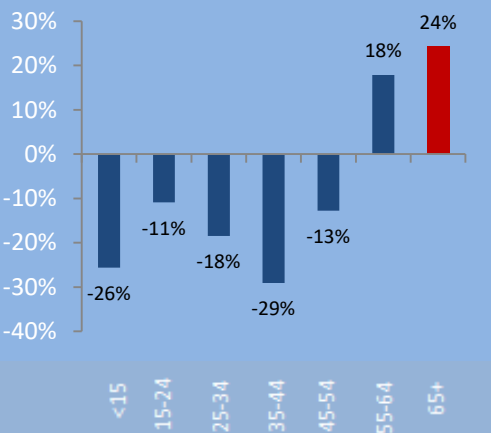
Greece

Percent of Population Age 65+, 2017



Based on the percent of its population age 65+ in 2017, Greece ranks #3 out of 201 nations and territories in the world, and #2 out of 12 in Southern Europe.

Sources: United Nations Population Division, World Bank, Baxter Consulting Group calculations

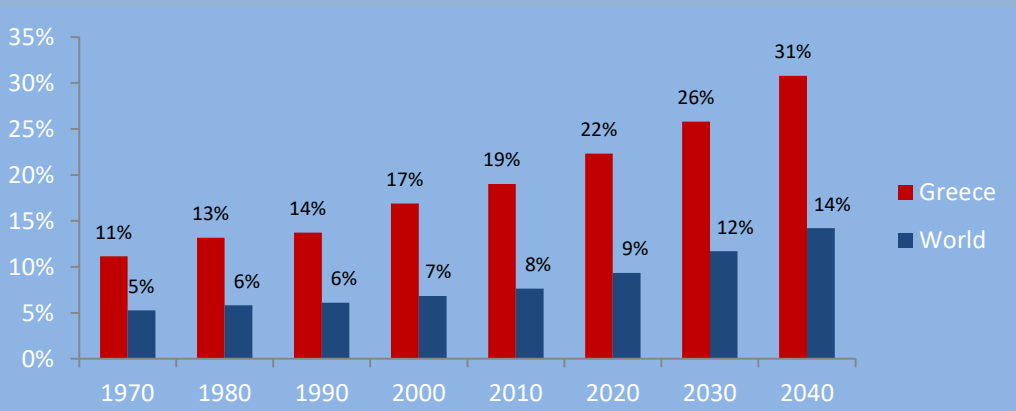


Change in Population by Age: 2015-2035

In Greece, the age 65+ population will increase 24% between 2015 and 2035 (compared to an 89% increase globally during this period). Meanwhile its total population will shrink 5%. For comparison, Greece's age 65+ growth rate ranks #190 out of 201 nations and territories in the world, and #10 out of 12 in Southern Europe.

Sources: United Nations Population Division, World Bank, Baxter Consulting Group calculations

Percent of Population Age 65+: 1970-2040



Source: United Nations Population Division, World Bank

"Old Age" Dependency Ratio



Sources: United Nations Population Division, World Bank, Baxter Consulting Group calculations

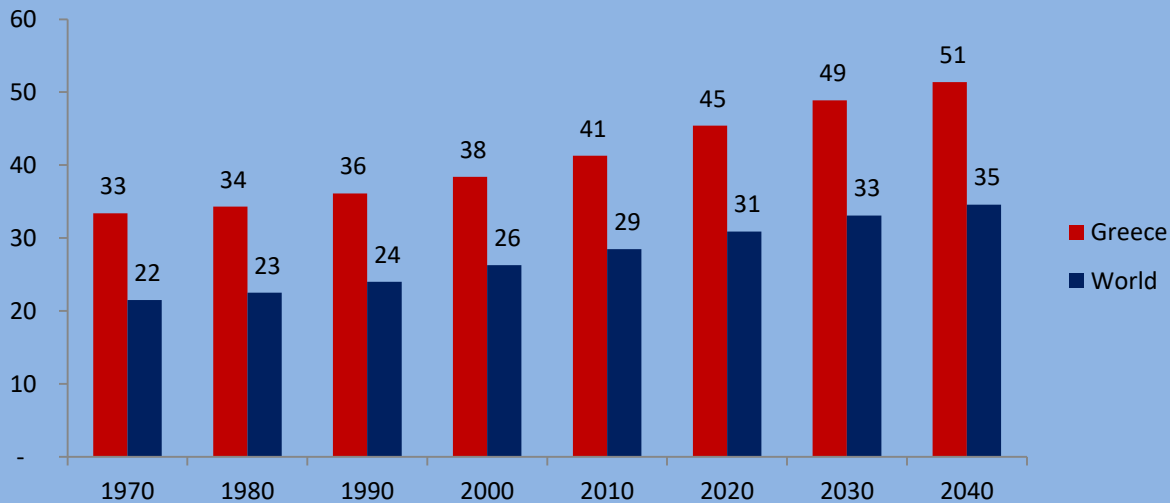
What is a dependency ratio?

An "old age" dependency ratio is the number of people age 65+ per 100 "working age" people age 20-64. It is therefore intended to measure burden on the working population to provide pensions and support for retirees.

How does Greece compare?

The old age dependency ratio in Greece is 36.1. This means there are 36.1 people age 65+ per 100 people age 20-64. Based on this ratio, Greece ranks #3 out of 201 nations and territories in the world, and #2 out of 12 in Southern Europe, in terms of pressure on working populations to support retirees.

Median Age: 1970-2040



In 2015, the median age in Greece was 43.6. The country ranks #6 out of 201 nations and territories in the world, and #3 out of 12 in Southern Europe.

Sources: United Nations Population Division, World Bank, Baxter Consulting Group calculations

Life Expectancy (Age)

At Birth



78.8

84.3

At Age 65



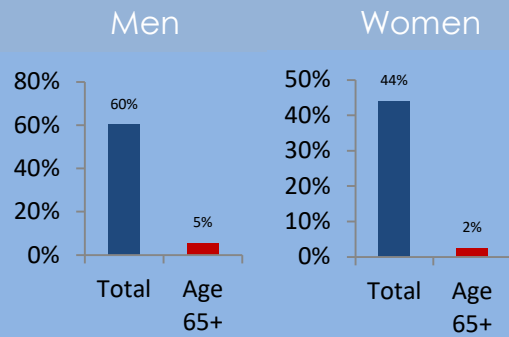
83.4

86.7

Total life expectancy at birth among all men and women born in Greece is projected to average 81.6 from 2015-2020, ranking #23 out of 201 nations and territories in the world, and #4 out of 12 in Southern Europe.

Sources: United Nations Population Division, World Bank, the CIA World Factbook, Baxter Consulting Group calculations

Labor Force Participation Rate, 2015



The combined labor force participation rate among men and women age 65+ in Greece was 3.7% in 2015, ranking #170 out of the 180 nations and territories for which this is measured.

Sources: International Labor Organization, Baxter Consulting Group calculations

Retirement Age, 2014



Age

62

Rank

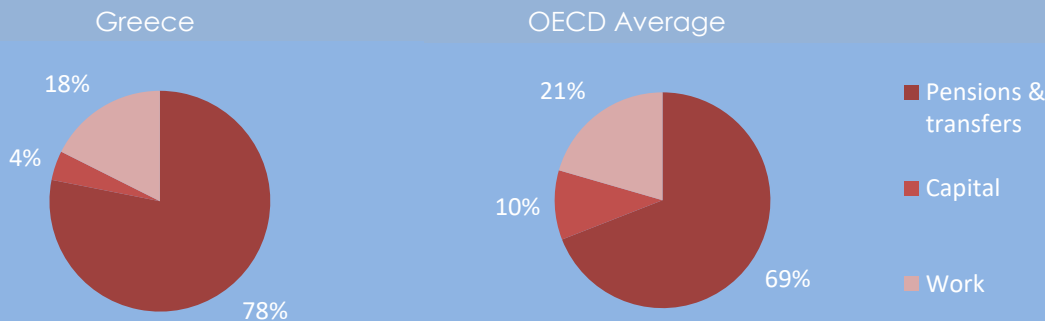
#32 highest out of 51 OECD members and partners.

62

#21 highest out of 51 OECD members and partners.

Sources: OECD, United Nations Population Division, Baxter Consulting Group calculations

Sources of Retirement Income, 2014



Sources: OECD, United Nations Population Division, Baxter Consulting Group calculations

Poverty Rate, Age 65+

In Greece the poverty rate among those age 65+ was 6.9% in 2014, ranking #23 highest out of the 35 OECD member and partner countries where this was reported.

Sources: OECD, United Nations Population Division, Baxter Consulting Group calculations

* Southern Europe includes: Albania, Bosnia and Herzegovina, Croatia, Greece, Italy, Malta, Montenegro, Portugal, Serbia, Slovenia, Spain, TFYR Macedonia

Data Sources: United Nations Population Division, International Labor Organization, OECD, the World Bank, the CIA World Factbook, Baxter Consulting Group Calculations