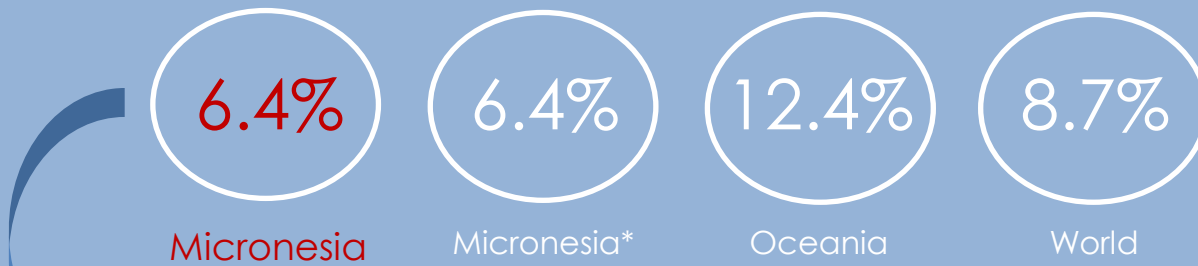


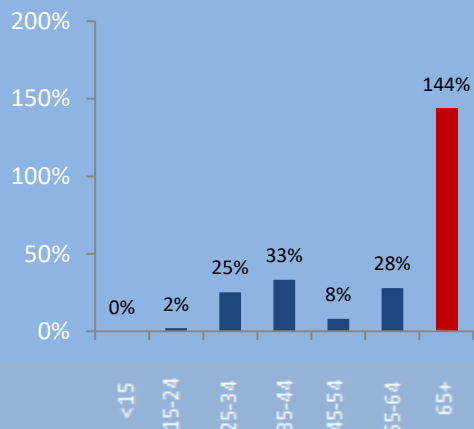
Micronesia

Percent of Population Age 65+, 2017



Based on the percent of its population age 65+ in 2017, Micronesia ranks #102 out of 201 nations and territories in the world, and #2 out of 3 in Micronesia.

Sources: United Nations Population Division, World Bank, Baxter Consulting Group calculations

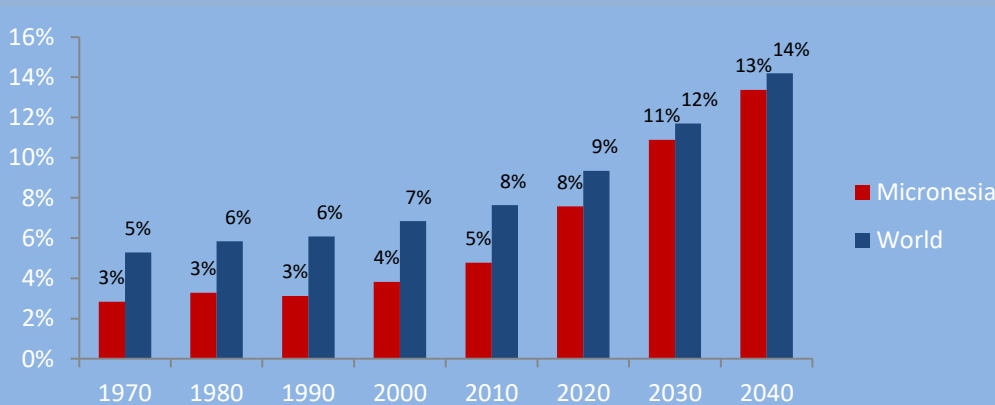


Change in Population by Age: 2015-2035

In Micronesia, the age 65+ population will increase 144% between 2015 and 2035 (compared to an 89% increase globally during this period). Meanwhile its total population will increase by just 18%. For comparison, Micronesia's age 65+ growth rate ranks #32 out of 201 nations and territories in the world, and #2 out of 3 in Micronesia.

Sources: United Nations Population Division, World Bank, Baxter Consulting Group calculations

Percent of Population Age 65+: 1970-2040



Source: United Nations Population Division, World Bank

"Old Age" Dependency Ratio



Sources: United Nations Population Division, World Bank, Baxter Consulting Group calculations

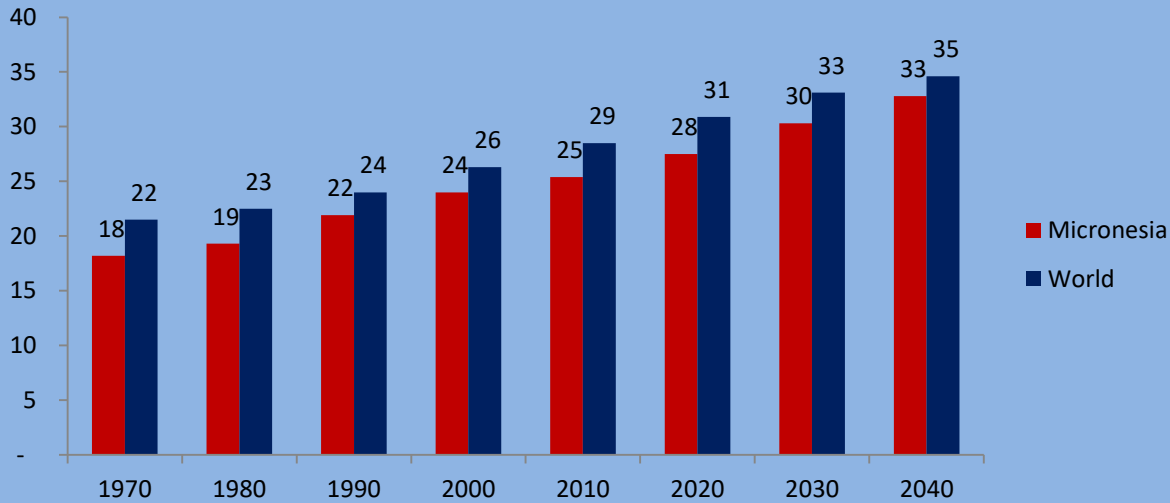
What is a dependency ratio?

An "old age" dependency ratio is the number of people age 65+ per 100 "working age" people age 20-64. It is therefore intended to measure burden on the working population to provide pensions and support for retirees.

How does Micronesia compare?

The old age dependency ratio in Micronesia is 11.1. This means there are 11.1 people age 65+ per 100 people age 20-64. Based on this ratio, Micronesia ranks #101 out of 201 nations and territories in the world, and #2 out of 3 in Micronesia, in terms of pressure on working populations to support retirees.

Median Age: 1970-2040

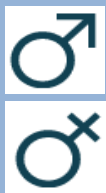


In 2015, the median age in Micronesia was 26.3. The country ranks #120 out of 201 nations and territories in the world, and #2 out of 3 in Micronesia.

Sources: United Nations Population Division, World Bank, Baxter Consulting Group calculations

Life Expectancy (Age)

At Birth



71.6

76.5

At Age 65



80.1

82.9

Total life expectancy at birth among all men and women born in Micronesia is projected to average 74.0 from 2015-2020, ranking #104 out of 201 nations and territories in the world, and #2 out of 3 in Micronesia.

Sources: United Nations Population Division, World Bank, the CIA World Factbook, Baxter Consulting Group calculations

* Micronesia includes: Guam, Kiribati, Micronesia

Data Sources: United Nations Population Division, International Labor Organization, OECD, the World Bank, the CIA World Factbook, Baxter Consulting Group Calculations